

newsletter
Week of March 25th - March 28th



WHAT ARE WE LEARNING?

- Living Things and their Environments.
- Animal Classification.

vertebrate

mammals

reptiles

birds

fish

amphibian

invertebrate

arthropod

adaptation



HOME LEARNING

- Monday: Fill in the blank worksheet
- Tuesday: Match the word worksheet
- Wednesday: Food Chains
- Thursday: Food Web
- Friday: No School!



QUIZLET
VOCABULARY



IMPORTANT

STEM Family Night

Next week we will be working on our third STEM challenge "Marble Maze" and we will need your help! You are invited to attend the 3rd grade STEM night on Tuesday, April 9th From 5:00pm to 6:00pm at the school. You will be a part of our STEM process as you assist your children with redesigning and retesting their prototypes along with their teams. We are looking forward to see you there!


CONTACT ME



virginia.maldonado@archimedean.org

Mrs. Maldonado




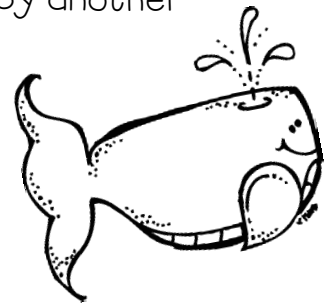
Name _____



Fill in the blank with a word from the box.

producer	related	waste	
carnivore	omnivore	organism	
hunted	community	consumer	depend

1. An _____ eats both plants and animals.
2. Organisms that break down _____ or remains are decomposers.
3. A food web shows how food chains are _____.
4. Any living thing is called an _____.
5. An organism such as a plant that makes its own food is called a _____.
6. An animal that is _____ and eaten by another animal is prey.
7. An ecosystem is a place where living and nonliving things _____ on each other.
8. A _____ eats meat.
9. The living part of the ecosystem is the _____.
10. An organism that eats another organism is a _____.



Match the word to the meaning. Write the letter on the line.

A) predator

B) sun

C) herbivore

D) food chain

E) scarcity


11. _____ the steps in which organisms get the food they need to live

12. _____ an animal that kills another animal for food

13. _____ source of energy for producers

14. _____ lacking something/not having enough

15. _____ eats only plants





16. Complete the food chain using these organisms:

owl

seeds

mouse



Circle true or false.

17. True or False

A lion is a predator.

18. True or False


Plants need the sun to make their own food.

19. True or False

Scarcity means having too much of something.

20. True or False

A drought could hurt an ecosystem.



Ecosystems

Ecosystems are environments where organisms interact. In ecosystems, animals and plants are connected. An example of an ecosystem is a pond. In and around the pond, there are fish, water, and birds. These objects are connected because the fish swim in the water and the birds eat the fish. Can you think of another example of an ecosystem?


Producers

For an ecosystem to survive, there must be energy moving throughout the ecosystem. All our energy starts with the sun. The sun provides energy to help plants make their food. Plants are called producers. Producers are living things that make their food. Some examples of producers are grass, wildflowers, and trees!



Consumers

How do animals get energy? Well, animals can't make their energy, so they must eat either plants or other animals. After an animal eats plants or animals, they have the energy to move around their ecosystem and interact with their environment. Most animals are considered consumers. Consumers are living things that can't make their food. Some examples of consumers are dogs, bears, and lions!




Decomposers

In each ecosystem, there is waste that is produced. Waste can be anything that dies in an environment. Waste is a great source of energy for organisms called decomposers. Decomposers are living things that eat dead material. Some examples of decomposers are mushrooms, worms, and bacteria. Decomposers are important because they can keep the environment clean by recycling energy.


Food Chains

A food chain is a diagram that shows how energy flows from one organism to another. Below is an example of a food chain. The deer eats the leaves off the tree and the bear eats the deer. The arrows show the transfer of energy.




Food Webs

A food web is a diagram that combines different food chains. For example, the food web below shows the bug and the deer eating the leaves on the tree. The bear eats the bug and the deer.

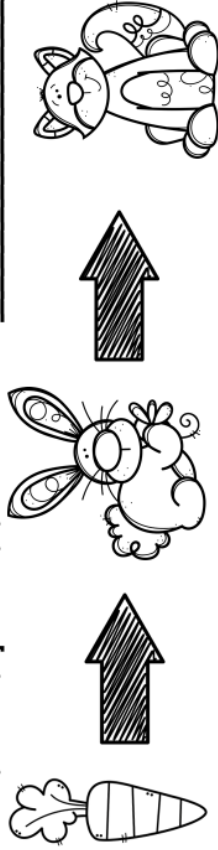


Food Chains

Look at the food chains below. Then, answer the questions.



1. What does the fish eat? _____
2. What does the octopus eat? _____
3. Does the octopus eat the seaweed? _____



1. Where does the carrot get its energy? _____
2. What does the rabbit eat? _____
3. What eats the rabbit? _____


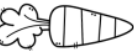



Categorize each plant and animal into the chart below.

Producers	Consumers	Decomposers

Cat	Vulture	Flower	Grass
Shark	Worm	Bacteria	Cow
Trees	Tomato Plant	Ladybug	Fungi

Create a Food Web

Directions: Use the animals and plants below to create a food web that shows the transfer of energy. Make sure you include the sun!

Grass Gets energy from the sun 	Carrot Gets energy from the sun 	Rabbit Eats grass and carrots 
Skunk Eats grasshoppers 	Grasshopper Eats grass 	Fox Eats rabbits and skunk 