




American Math News

March 18th – March 21st

Name _____ Sec _____ Date _____

Announcements & Reminders

- Dear Family, My class started Chapter 20 this week.
- Homework is due on Thursday, March 21st in green folder.
- Chapter 19th Test On Thursday, March 21st.




American Math Vocabulary




sort,
size,
big,
small,
classify,
Category

This Week's Homework

Monday	Pg.1, Pg:2
Tuesday	Pg.3,Pg.4
Wednesday	Pg.5, Pg.6
Thursday	Homework Due Chapter 19 Test
Friday	Review



Sort by Shape and Size



sides

less than sides


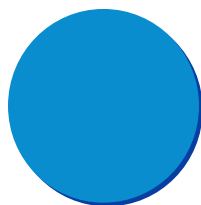

DIRECTIONS 1. Use shapes like those shown at the top of the page. Sort the shapes into a set of shapes with 4 sides and a set of shapes with less than 4 sides. Draw the shapes to show how you sorted them.

ame _____

Sort into Three or More Groups

Go Online

Interactive Examples



0 sides




3 sides

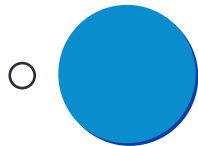
4 sides

DIRECTIONS 1. Sort the shapes at the top of the page by their number of sides.
Draw the shapes to show how you sorted them.

Lesson Check

2

		
---	---	---



Spiral Review



4







DIRECTIONS Choose the correct answer. Look at how the shapes are sorted.
2. Which shape belongs in the middle set? 3. Circle the longer pencil. 4. Circle the object that is small and heavy.

ame _____



how What You Know

Shapes



Alike and Different

2



sides

vertices

sides

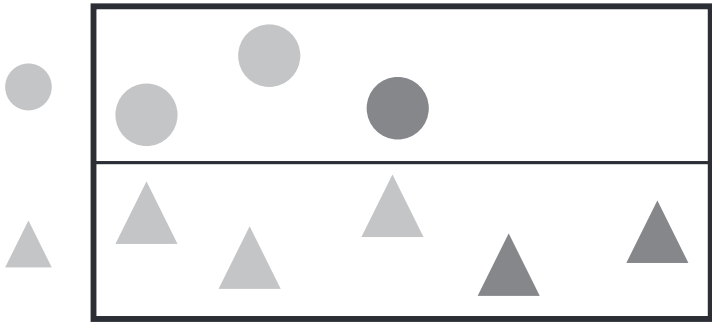
vertices



This page checks understanding of important skills needed for success in Chapter 20.

DIRECTIONS . Look at the shapes. Draw a line from the shape on the left to its matching shape on the right. 2. Look at each shape. Write the number of sides and vertices. Tell how the shapes are alike and how they are different.

Lesson Check



1



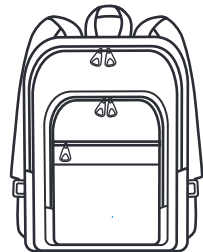

3



8



Spiral Review



☐ 17, 19, 20, 18

☐ 18, 19, 17, 20



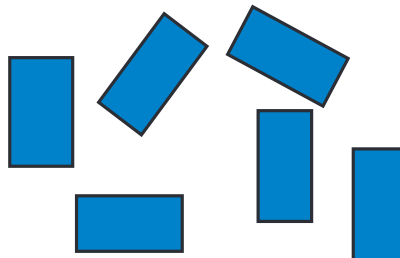

☐ 17, 18, 19, 20

☐ 20, 19, 17, 18

DIRECTIONS 3. Look at the shapes on the sorting mat. Which number shows how many circles and triangles there are in all? Mark under your answer. 4. Which object weighs less than the marker? Mark under your answer. . Which set of numbers is in order? Mark beside your answer.

big

small



9



big

small

all

10





all

DIRECTIONS Explain how the shapes are sorted. 1. How many big and small blue shapes? Write and trace to complete the addition equation. 2. How many rectangles and triangles? Write and trace to complete the addition equation.