

Mrs. Jazmin's Homework

Week of 3/11 - 3/15

ELA Homework

Name: _____



Homework Directions:

1. Read and fill in your reading log every day.
2. Review for your tests and quizzes using the attached skills page.
3. Complete 30 minutes of **Freckle Skills Practice** Lessons on iPad.
4. Complete the attached worksheets.
5. Choose one way to practice this week's spelling words from the Spelling Choice Board. Turn in your spelling homework with this packet on Friday.

Reminders:

- iPads need to be in class and fully charged every day.
- Students should always have their Archimedean and Purple folders in their backpacks.
- Please check your Archimedean folder every night for papers to either leave at home or complete and return to school.

Assessments:

3/13: Reading Quiz
on Monument City

3/14: Grammar Quiz
on Questions

3/15: Spelling Test
and Module 6 Week 1
Reading Test

Important Dates:

March 14: **Π** Day (Pi)

March 15: Spirit Day - **Wear green** or dress like
a leprechaun.

March 25-28: Spring Spirit Week



Sections:

1A & 1C

HMH Module 6:

Celebrate America

Week 1



Essential Question: What holidays and symbols tell about our country?

Reading Skills

Text can be in different **COLORS**.
The colors can mean something or just be for **FUN!**

Text Features
Authors choose text and graphic features to help explain ideas or to help readers locate information.

Labels name parts of a picture.

Pictures may be drawings.

Maps are small pictures of big places.

ELEMENTS OF POETRY


RHYTHM
The words in a poem have a **beat** when you read them, like music!

RHyme
Words end with the same sound or sounds.
CAT SAI MAI

DESCRIBING WORDS
Words tell how things look, sound, feel, smell, and taste. They help you picture what the poet sees in his or her mind.

look
sound
feel
smell
taste

Weekly HMH Story:



Spelling Words:

Phonics - CV Pattern and Question Words

- | | |
|----------|----------|
| 1. so | 8. when |
| 2. go | 9. why |
| 3. no | 10. how |
| 4. me | 11. fast |
| 5. where | 12. lamp |
| 6. who | 13. jump |
| 7. what | 14. went |

Make and Confirm Predictions

Before you read, make a guess, or a prediction, about what a text will be about.

Find evidence to help you make a prediction. Use what you know about:

- text features
- the genre
- the structure of the text

I think _____ will happen because _____

As you read, stop to think about your prediction.

Was my prediction correct?

Yes: You confirmed your prediction. Keep reading!

No: Adjust your prediction, or make a new one. Then keep reading.

Elements of DRAMA

A drama is a story that is written so it can be performed by actors for an audience.

What are the parts of a drama?

The **setting** is when and where the drama takes place.

The **dialogue** is the words the characters speak.

The **cast** is the list of characters.

Characters are the people, animals, or things in the drama.

Vocabulary:

Big Idea Words: participate, appreciate, duty

Vocabulary Skill: Suffixes -y and -ful, multiple meaning words

Story Vocabulary: scene, monuments, sights, grouchy, freedom, symbol

Sight Words:

Practice reading these words each night.

- | | |
|------------|----------|
| 1. another | 5. own |
| 2. gave | 6. read |
| 3. house | 7. water |
| 4. over | 8. white |

Fluency

Accuracy and Self-Correction

Writing

Personal Narrative

Grammar

Questions

Social Studies

American Holidays and Symbols

New iPad App:

AR URL

Student Username and Password should be saved already on the iPad.



Freckle



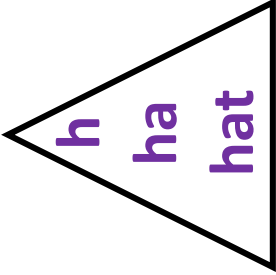
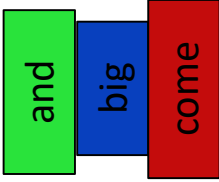






In the AR URL app, scholars will access the Freckle program assigned for homework this week.



**Accelerated
Reader**


Scholars can also access the Accelerated Reading (AR) program to take quizzes on books that they read at home and during independent reading time at school. *Not all books have a quiz available.

Spelling Choice Board

<p><u>Draw a Picture</u> Draw a picture to go with each of your words.</p> 	<p><u>Small, Medium, Large</u> that that that</p>	<p><u>Magic Words</u> Write your words using a white crayon. Color over it with marker.</p> 	<p><u>Pyramid Words</u></p> 	<p><u>ABC Order</u> Write your words in alphabetical order.</p> 
<p><u>Silly Story</u> Write a silly story using all of your words.</p> 	<p><u>Rainbow Write</u> Use at least 3 colors to write each word.</p> 	<p><u>Rhyme Time</u> Write a rhyming word for each of your words. Your word: can Rhyming word: fan</p>	<p><u>Hidden Picture</u> Hide your words in a picture.</p> 	<p><u>Fancy Words</u> Write your words in a fancy style.</p> <p>you what have</p>
<p><u>Pattern Write</u> Write your word in a pattern with 2 colors.</p> 	<p><u>Forwards and Backwards</u> Write your words forwards and backwards.</p> <p>what → tahw</p>	<p><u>Opposite Hand</u> Write your words with your opposite hand.</p> 	<p><u>Type it Up</u> Use your computer to type your words in any font.</p> <p>came from where</p>	<p><u>Dot Words</u> Write your words and then dot over them.</p> 

Weekly Reading Log

March 11 - 14



*Please ✓ one


	Book Title	Author	Read to Self	Read to Parent	Parent's Initials
Monday 20 Minutes	I chose to read: <small>*Take an AR quiz on this book if you can!</small>				
Tuesday 20 Minutes	HMH Weekly story: Monument City <small>*Assigned in the HMH app on the iPad</small>	Jerdine Nolen			
Wednesday 20 Minutes	Decodable Text: Houses That Go Up <small>*Assigned in the HMH app on the iPad</small>	Margaret Fetty			
Thursday 20 Minutes	Decodable Text: Grass, Mud, Logs, and Sod <small>*Assigned in the HMH app on the iPad</small>	Margaret Fetty			

Name one American monument you read about in this week's story. What was one fact you learned about that monument?

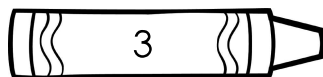
Name: _____

Color By Punctuation #3

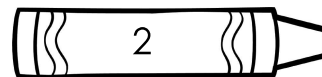
Color each crayon in the box with a different color. Read the sentences below and put the correct punctuation in the box. Then color the picture according to the crayons in the box.




?



!



.




Can I go with you ☐



Do not hog the sub ☐



Get the bug ☐




Have you sat on the mat ☐



We sip the mix ☐




Will you play ☐



Look at the fox ☐




I can mix in the jug ☐



Did you see that pig ☐

Name: _____

Create Your Own Sentences



Create four sentences using the correct punctuation.
Two of your sentences need to be questions.

1.

2.

3.

4.
