

name \_\_\_\_\_

# HOMEWORK LOG

Archimedean PreK Reading and Language Arts

March 11-15, 2024

## Monday

Reading Comprehension: Read the story and questions out loud to your child. Students will circle the answer on their own. Find and circle all the sight words we have learned so far in the story.

Title of Book: \_\_\_\_\_

## Reminders

- Letter of the Week: Qq
- Sight Word of the Week: in
- Weekly Theme: St. Patrick's Day
- Rhyming Words
- Writing First and Last Name
- Word Family "at" (ex: cat, bat, hat, mat, rat )

## Tuesday

Let's Practice the letter Qq

Title of Book: \_\_\_\_\_

## Miscellaneous

- Letters already taught: Bb, Aa, Tt, Pp, Ss, Mm, Oo, Cc, Rr, Ll, Uu, Nn, Ii, Gg, Dd, Ff, Hh, Ww, Ee, Vv, Zz, Xx, Jj
- Sight Words already taught: see, me, I, a, for, at, is, the, be, am, like, you, we, to, and, go, big, can, look, up, it
- Reviewing letters/sounds and sight words a few minutes each day will be very helpful :)

## Wednesday


Does it Rhyme?

Title of Book: \_\_\_\_\_

## Thursday

Sight Word "in"

Title of Book: \_\_\_\_\_






Name: \_\_\_\_\_

Date: Monday


\* circle all the sight words in the story that we have learned already.

1. Read the story. *\* parents, read story and questions out loud to your child.*
2. Answer the questions. *→ students write their answer by themselves.*


It is March. It is almost spring. The sun is shining. It is warm outside. Ben likes to play outside at the park when the sun is shining.



1. What is the month?



February



March

2. What is the temperature?



warm



cold

3. Who likes to play outside?



Ben




Tucker

4. Where does Ben like to play?



inside





outside

Name: \_\_\_\_\_

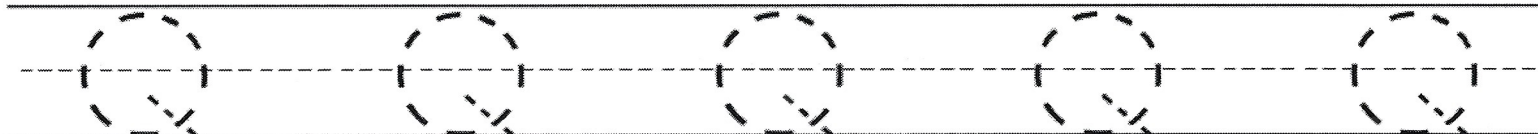
Let's practice the letter Qq.

Tuesday




queen


Trace:



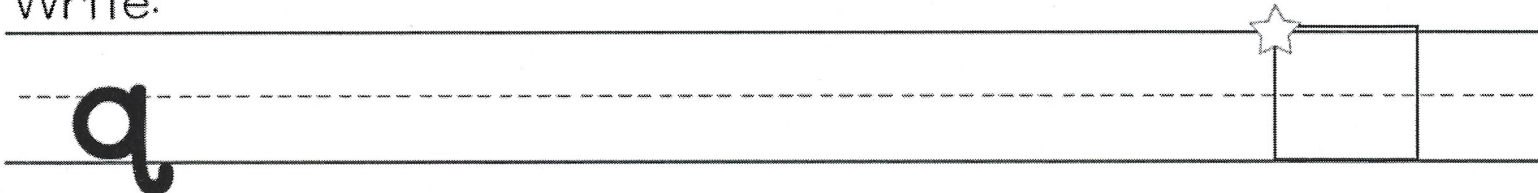
Trace:



Write:



Write:








wednesday

# Does It Rhyme?


write the word:  
**(yes or no)**  
next to each  
set of pictures.




---




---



---



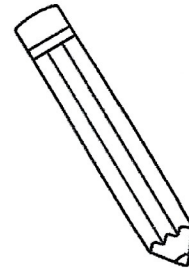


---



---

**Write Yes or No**




**Draw a pair  
of rhyming  
words.**

**Name** \_\_\_\_\_



Name: \_\_\_\_\_


**in**

 Color the word.

in

in

in

 Trace the word.

in

in


in

 Box the word.

--	--

--	--


--	--

 Write the word.

_____
-----
_____

_____
-----
_____

_____
-----
_____

 Build the word.

--	--

n	i
---	---