

Ms. Paraskos

Week of 3/11 – 3/15

## ELA Homework

Name: \_\_\_\_\_



### Homework Directions:

1. Read and fill in your reading log every day.
2. Review for your tests and quizzes using the attached skills page.
3. Complete 30 minutes of **Freckle Skills Practice Lessons** on iPad.
4. Complete the attached worksheets.
5. Choose one way to practice this week's spelling words from the Spelling Choice Board. Turn in your spelling homework with this packet on Friday.

### Reminders:

- iPads need to be in class and fully charged every day.
- Students should always have their Archimedean and Purple folders in their backpacks.
- Please check your Archimedean folder every night for papers to either leave at home or complete and return to school.

### Assessments:

3/13: Reading Quiz  
on Monument City

3/14: Grammar Quiz  
on Questions

3/15: Spelling Test  
and Module 6 Week 1  
Reading Test

### Important Dates:

March 14: **Π** Day (Pi)

March 15: Spirit Day – **Wear green** or dress like  
a leprechaun.

March 25-28: Spring Spirit Week



Sections:

1B, 1D, and 1E

# HMH Module 6:

Celebrate America

Week 1



**Essential Question:** What holidays and symbols tell about our country?

## Reading Skills

Text can be in different **COLORS**.  
The colors can mean something or just be for **FUN!**

**Text Features**  
Authors choose text and graphic features to help explain ideas or to help readers locate information.

Labels name parts of a picture.

Pictures may be drawings.

Maps are small pictures of big places.

### ELEMENTS OF POETRY


**RHYTHM**  
The words in a poem have a **beat** when you read them, like music!

**RHyme**  
Words end with the same sound or sounds.  
CAT SAI MAI

**DESCRIBING WORDS**  
Words tell how things look, sound, feel, smell, and taste. They help you picture what the poet sees in his or her mind.

look, sound, feel, smell, taste

## Weekly HMH Story:



## Spelling Words:

Phonics - CV Pattern and Question Words

- |          |          |
|----------|----------|
| 1. so    | 8. when  |
| 2. go    | 9. why   |
| 3. no    | 10. how  |
| 4. me    | 11. fast |
| 5. where | 12. lamp |
| 6. who   | 13. jump |
| 7. what  | 14. went |

### Make and Confirm Predictions

**Before you read,** make a guess, or a prediction, about what a text will be about.

**Find evidence to help you make a prediction.** Use what you know about:

- text features
- the genre
- the structure of the text

I think \_\_\_\_\_ will happen because \_\_\_\_\_

**As you read,** stop to think about your prediction.

Was my prediction correct?

**Yes:** You confirmed your prediction. Keep reading!

**No:** Adjust your prediction, or make a new one. Then keep reading.

### Elements of DRAMA

A drama is a story that is written so it can be performed by actors for an audience.

**What are the parts of a drama?**

- The **setting** is when and where the drama takes place.
- The **dialogue** is the words the characters speak.
- The **cast** is the list of characters.
- Characters** are the people, animals, or things in the drama.

## Vocabulary:

Big Idea Words: participate, appreciate, duty

Vocabulary Skill: Suffixes -y and -ful, multiple meaning words

Story Vocabulary: scene, monuments, sights, grouchy, freedom, symbol

## Sight Words:

Practice reading these words each night.

- |            |          |
|------------|----------|
| 1. another | 5. own   |
| 2. gave    | 6. read  |
| 3. house   | 7. water |
| 4. over    | 8. white |

## Fluency

Accuracy and Self-Correction

## Writing

Personal Narrative

## Grammar

Questions

## Social Studies

American Holidays and Symbols

## **New iPad App:**

### **AR URL**

Student Username and Password should be saved already on the iPad.



**Freckle**



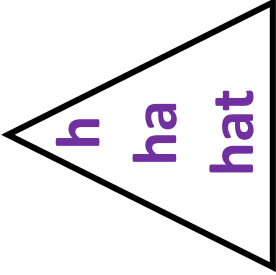
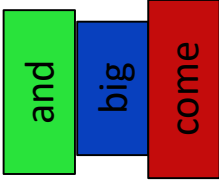






In the AR URL app, scholars will access the Freckle program assigned for homework this week.



**Accelerated  
Reader**


Scholars can also access the Accelerated Reading (AR) program to take quizzes on books that they read at home and during independent reading time at school. \*Not all books have a quiz available.

# Spelling Choice Board

<p><u><b>Draw a Picture</b></u> Draw a picture to go with each of your words.</p> 	<p><u><b>Small, Medium, Large</b></u>  that that that</p>	<p><u><b>Magic Words</b></u> Write your words using a white crayon. Color over it with marker.</p> 	<p><u><b>Pyramid Words</b></u></p> 	<p><u><b>ABC Order</b></u> Write your words in alphabetical order.</p> 
<p><u><b>Silly Story</b></u> Write a silly story using all of your words.</p> 	<p><u><b>Rainbow Write</b></u> Use at least 3 colors to write each word.</p> 	<p><u><b>Rhyme Time</b></u> Write a rhyming word for each of your words. <b>Your word:</b> can <b>Rhyming word:</b> fan</p>	<p><u><b>Hidden Picture</b></u> Hide your words in a picture.</p> 	<p><u><b>Fancy Words</b></u> Write your words in a fancy style.</p> <p>you what have</p>
<p><u><b>Pattern Write</b></u> Write your word in a pattern with 2 colors.</p> 	<p><u><b>Forwards and Backwards</b></u> Write your words forwards and backwards.</p> <p>what → tahw</p>	<p><u><b>Opposite Hand</b></u> Write your words with your opposite hand.</p> 	<p><u><b>Type it Up</b></u> Use your computer to type your words in any font.</p> <p>came from where</p>	<p><u><b>Dot Words</b></u> Write your words and then dot over them.</p> 

# Weekly Reading Log

March 11 - 14



\*Please ✓ one

	Book Title	Author	Read to Self	Read to Parent	Parent's Initials
Monday 20 Minutes	I chose to read:  *Take an AR quiz on this book if you can!				
Tuesday 20 Minutes	HMH Weekly story: Monument City *Assigned in the HMH app on the iPad	Jerdine Nolen			
Wednesday 20 Minutes	Decodable Text: Houses That Go Up *Assigned in the HMH app on the iPad	Margaret Fetty			
Thursday 20 Minutes	Decodable Text: Grass, Mud, Logs, and Sod *Assigned in the HMH app on the iPad	Margaret Fetty			

Name one American monument you read about in this week's story. What was one fact you learned about that monument?

---



---



---

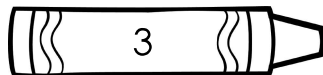
Name: \_\_\_\_\_

# Color By Punctuation #3

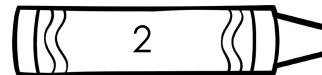
Color each crayon in the box with a different color. Read the sentences below and put the correct punctuation in the box. Then color the picture according to the crayons in the box.




?



!




.



Can I go with you ☐




Do not hog the sub ☐



Get the bug ☐



Have you sat on the mat ☐



We sip the mix ☐




Will you play ☐



Look at the fox ☐




I can mix in the jug ☐



Did you see that pig ☐

Name: \_\_\_\_\_

# Create Your Own Sentences



Create four sentences using the correct punctuation.  
Two of your sentences need to be questions.

1.

---

---

2.

---

---

3.

---

---

4.

---

---