



American Math News

February 5th - February 8th

Name _____ Section _____ Date _____

Announcements & Reminders

- Homework is due on Thursday February 8th in green folder.
- Waggle (HMH): Practice Waggle 30 Minutes per week.

HAVE A GREAT WEEK!



This Week's Homework

Monday	Pg:1, pg.2, Pg.3
Tuesday	Pg:4, pg.5, Pg.6
Wednesday	Pg:7, Pg.8, Pg:9
Thursday	Home work return

Vocabulary

Minus(-)
Difference
Equation
Tens
Ones

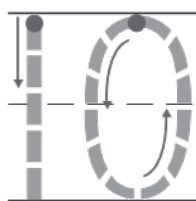



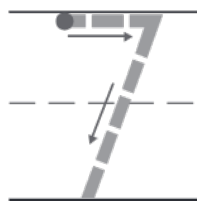
Parent Signature _____ Date _____

Name _____

Differences Within 10









DIRECTIONS Trace and write to complete the subtraction equation. 1. There are 10 flowerpots. 4 are yellow. How many are green? 2. There are 7 birdhouses. 5 are blue. How many are red?

Name _____


Subtraction Word Problems

1



_____		_____		_____
_____		_____		_____
_____		_____		_____


2



_____		_____		_____
_____		_____		_____
_____		_____		_____

DIRECTIONS Write and trace to complete the subtraction equation. 1. There are six bears. Two bears run away. Circle and mark an X on the bears that leave. 2. There are ten turkeys. Seven turkeys run away. Circle and mark an X on the turkeys that leave.

Name: _____



Counting by 10's

Paste the gumballs in
order to count by 10's.

20	90	40	80	50
10	60	100	30	70

Name _____

2



$$11 - 10 \text{ ones} =$$

3



$$\begin{array}{r} \text{_____} \\ \text{-----} \\ \text{_____} \end{array} = 12 - 10$$

4



$$\begin{array}{r} \text{_____} \\ \text{-----} \\ \text{_____} \end{array} = 10 + 3$$

5



$$10 + 4 =$$

DIRECTIONS 2–3. Cross out cubes to subtract. Write the number to show the difference.
4–5. Draw some more cubes to add. Write the number to show the sum.

Name: _____

Expanded Form

Directions: Cut out the expanded form below and glue to the correct number.

13

18

19

14

15

12

17

16

10+3

10+5

10+8

10+2


10+9

10+7

10+4

10+6

Share and Show



19



ten ones and _____ ones

1 ten and _____ ones

10 + _____

20



ten ones and _____ ones

1 ten and _____ ones

1 ten and _____ ten

10 + _____

DIRECTIONS 1. The ten cubes at the top of the page represent ten ones. Draw some more cubes to represent each number. Write the number to show how many more ones. Write the numbers to show how many more you drew.

Share and Show

2

_____ tomato plants

DIRECTIONS 2. There are 15 plants in Miss Nazari's garden. There are 5 plants in each row. There are 3 tomato plants and 2 pepper plants in each row. How many tomato plants are in the garden? Draw and write a subtraction equation to solve the problem.

Name:

Section:

Date:

Teacher:

Place Value: 2-Digit Numbers

Partition these numbers into their tens and ones place value.

1 58

Tens	Ones



2 39

Tens	Ones



3 66

Tens	Ones



KIDPID.COM

4 19

Tens	Ones

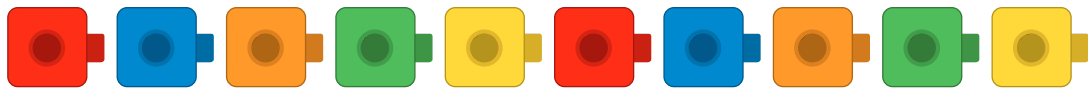


5 26


Tens	Ones



Share and Show



11




ten ones and _____ one

12




ten ones and _____ ones

13



1 ten and _____ ones

14



10 + _____

DIRECTIONS 1. The ten cubes at the top of the page represent ten ones. Draw some more cubes to represent each number. Write the numbers to show how many more you drew.