

Ms. Paraskos

Week of 2/5 - 2/9

ELA Homework

Name: _____



Homework Directions:

1. Read for 20 minutes and fill in your reading log every day.
2. Review for your tests and quizzes using the attached skills page.
3. Complete the attached worksheets.
4. Choose one way to practice this week's spelling words from the Spelling Choice Board. Turn in your spelling homework with this packet on Friday.

Reminders:

- iPads need to be in class and fully charged every day.
- Students should always have their Archimedean and Purple folders in their backpacks.
- Please check your Archimedean folder every night for papers to either leave at home or complete and return to school.

Assessments:

2/5: Module 4 Reading Test and Grammar Quiz on punctuation

2/8: Grammar Quiz on Subject-Verb Agreement

2/9: Spelling Test and Module 5 Week 1 Reading Test

Important Dates:


February 5-20: Papa John's Nifty Fifty Fundraiser

February 12: Last Day for Valentine's Day Orders

February 12-16: Friendship Spirit Week \$10

February 14: Valentine's Day Card Exchange

♡ Please NO CANDY or FOOD ♡



Sections:

1B, 1D, and 1E

HMH Module 5


Now You See It, Now You Don't

Week 1

Essential Question: Why do light and dark come and go?

Reading Skills


Diagrams are pictures with labels that tell what each part is.



Text Features


Authors choose text and graphic features to help explain ideas or to help readers locate information.

Text can be in different colors. The colors can mean something or just be for fun!



Text can be in different sizes. **Bigger text** is usually more important than smaller text.

Diagrams are pictures with labels that tell what each part is.




Text can be in different colors. The colors can mean something or just be for fun!

Text Features

Authors choose text and graphic features to help explain ideas or to help readers locate information.


Curved text can wrap around the art or make reading more fun.



Make Inferences

When you make **inferences**, you use clues to make a smart guess about something the author doesn't tell you.

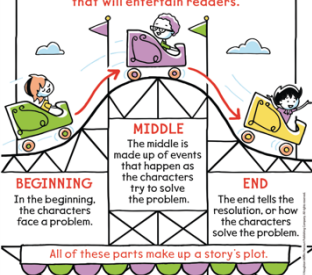
CLUES FROM THE TEXT AND PICTURES + CLUES FROM WHAT I ALREADY KNOW =



INFERENCE

Story Structure

Stories often have a similar structure. Authors organize stories in a way that will entertain readers.



BEGINNING
In the beginning, the characters face a problem.

MIDDLE
The middle is made up of events that happen as the characters try to solve the problem.

END
The end tells the resolution, or how the characters solve the problem.

All of these parts make up a story's plot.


Phonics –Initial Blends with I & Review Spelling Words:

- | | |
|---------|------------|
| 1. flap | 7. stop |
| 2. club | 8. step |
| 3. flag | 9. spit |
| 4. slam | 10. slid |
| 5. clap | 11. tube |
| 6. sled | 12. flower |

Sight Words:

- | | |
|----------|-----------|
| 1. two | 5. around |
| 2. came | 6. found |
| 3. other | 7. worked |
| 4. come | 8. people |

Weekly HMH Story:



Vocabulary Words:

Sweep, rolls, universe, tilts, revolve, gravity, bank, trembling, nibbled, relief, scrambled & tight.

Fluency

Expression

Writing

Imaginative
Story

Grammar

Subjects and
Verbs

Social Studies

History

Weekly Reading Log

February 5th - February 8th



	Book Title	Author	Read to Self	Read to Parent	Parent's Initials
Monday 20 Minutes	HMH Weekly Story: On Earth <small>* Assigned in the HMH app on the iPad</small>	G. Brian Karas			
Tuesday 20 Minutes	HMH Weekly Story: On Earth <small>* Assigned in the HMH app on the iPad</small>	G. Brian Karas			
Wednesday 20 Minutes	AMIRA Stories on HMH Use Amira on HMH to complete 20 mins. of read-aloud lessons	N/A			
Thursday 20 Minutes	I chose to read:				

Write 2 facts about the earth that you found interesting.

Required Spelling Homework

Beginning this week, you will be required to complete and turn in your weekly spelling word practice.



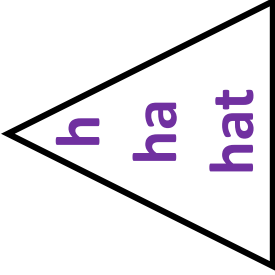
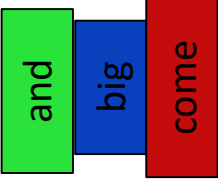






On the next page, you will find 15 choices of activities to practice your weekly spelling words. Please **select one activity** to complete on a separate piece of paper.

We recommend using 3 lined handwriting paper whenever possible to practice writing the words correctly to prepare for your spelling test.

Please attach your completed spelling homework to this homework packet before turning it in on Friday.

This will be a graded homework assignment.

Spelling Choice Board

<p><u>Draw a Picture</u> Draw a picture to go with each of your words.</p> 	<p><u>Small, Medium, Large</u> that that that</p>	<p><u>Magic Words</u> Write your words using a white crayon. Color over it with marker.</p> 	<p><u>Pyramid Words</u></p> 	<p><u>ABC Order</u> Write your words in alphabetical order.</p> 
<p><u>Silly Story</u> Write a silly story using all of your words.</p> 	<p><u>Rainbow Write</u> Use at least 3 colors to write each word.</p> 	<p><u>Rhyme Time</u> Write a rhyming word for each of your words. Your word: can Rhyming word: fan</p>	<p><u>Hidden Picture</u> Hide your words in a picture.</p> 	<p><u>Fancy Words</u> Write your words in a fancy style.</p> <p>you what have</p>
<p><u>Pattern Write</u> Write your word in a pattern with 2 colors.</p> 	<p><u>Forwards and Backwards</u> Write your words forwards and backwards.</p> <p>what → tahw</p>	<p><u>Opposite Hand</u> Write your words with your opposite hand.</p> 	<p><u>Type it Up</u> Use your computer to type your words in any font.</p> <p>came from where</p>	<p><u>Dot Words</u> Write your words and then dot over them.</p> 

Name_____

Date_____

Subject-Verb Agreement Practice

Directions: Fill in the blank with the correct verb. Be sure the verb agrees with the subject. Read the sentence aloud and ask yourself, "Does it make sense?" or "Does it sound right?"

Add an -s to the verb for singular subjects.
Do not add an -s to the verb for plural subjects.
Some verbs change spelling for singular and plural subjects.

1. Olivia _____ in her journal every day. (write/writes)
2. Matthew and Andrew like to _____ pictures. (paint/paints)
3. He _____ quietly in the library. (read/reads)
4. The baby _____ quickly across the carpet. (crawl/crawls)
5. They _____ to the teacher. (listen/listens)
6. The cute puppy _____ on the couch. (jump/jumps)
7. Jack _____ a ninja for Halloween. (was/were)
8. My twin sisters _____ princesses for Halloween. (was/were)
9. The fat cats _____ sleeping under the window. (is/are)
10. Ms. Smith _____ teaching her class about life cycles. (is/are)