

# Mrs. Jazmin's ELA Homework

Week of 02/05 - 02/09



Name: \_\_\_\_\_

## Homework Directions:

- Read for 20 minutes and fill in your reading log every day.
- Review for your tests and quizzes using the attached weekly skills page.
- Choose one way to practice this week's spelling words from the "Spelling Choice Board".
- Complete the attached worksheets and turn in this packet on Friday.

## Reminders:

- iPads need to be in class and fully charged every day.
- Students should always have their Archimedean and Purple folders in their backpacks.
- Please check your Archimedean folder every night for papers to either leave at home or complete and return to school.
- Please make sure to sign and return the Report Card's envelop, the homeroom teacher will be collecting them.

## Assessments:

02/05: Module 4 Reading Comprehension Test on HMH & Grammar Quiz on Punctuation Marks

02/08: Grammar Quiz on Subject-Verb Agreement

02/09: Spelling Test & M5W1 Reading Comprehension Test on HMH

## Important Dates:

February 5-20: Papa John's Nifty Fifty Fundraiser

February 12: Last Day for Valentine's Day Orders

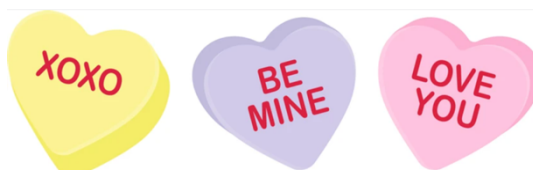
February 12-16: Friendship Spirit Week \$10

February 14: Valentine's Day Card Exchange

♡ Please NO CANDY or FOOD ♡

Sections:

**1A & 1C**



# HMH Module 5


Now You See It, Now You Don't

## Week 1

Essential Question: Why do light and dark come and go?

### Reading Skills


Diagrams are pictures with labels that tell what each part is.



**Text Features**


Authors choose text and graphic features to help explain ideas or to help readers locate information.

Text can be in different colors. The colors can mean something or just be for fun!



Text can be in different sizes. **Bigger text** is usually more important than smaller text.

Diagrams are pictures with labels that tell what each part is.




Text can be in different colors. The colors can mean something or just be for fun!

**Text Features**

Authors choose text and graphic features to help explain ideas or to help readers locate information.


Curved text can wrap around the art or make reading more fun.



**Make Inferences**

When you make **inferences**, you use clues to make a smart guess about something the author doesn't tell you.

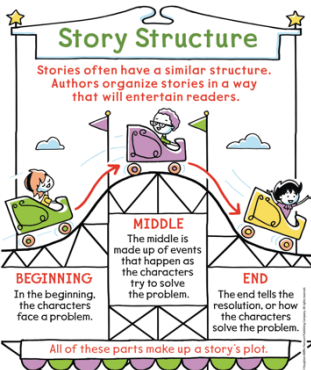
CLUES FROM THE TEXT AND PICTURES + CLUES FROM WHAT I ALREADY KNOW =



**INFERENCE**

**Story Structure**

Stories often have a similar structure. Authors organize stories in a way that will entertain readers.



**BEGINNING**  
In the beginning, the characters face a problem.

**MIDDLE**  
The middle is made up of events that happen as the characters try to solve the problem.

**END**  
The end tells the resolution, or how the characters solve the problem.

All of these parts make up a story's plot.


#### Phonics –Initial Blends with I & Review Spelling Words:

- |         |            |
|---------|------------|
| 1. flap | 7. stop    |
| 2. club | 8. step    |
| 3. flag | 9. spit    |
| 4. slam | 10. slid   |
| 5. clap | 11. tube   |
| 6. sled | 12. flower |

#### Sight Words:

- |          |           |
|----------|-----------|
| 1. two   | 5. around |
| 2. came  | 6. found  |
| 3. other | 7. worked |
| 4. come  | 8. people |

#### Weekly HMH Story:



#### Vocabulary Words:

Sweep, rolls, universe, tilts, revolve, gravity, bank, trembling, nibbled, relief, scrambled & tight.

Fluency

Expression

Writing

Imaginative  
Story

Grammar

Subjects and  
Verbs

Social Studies

History

# Weekly Reading Log

February 5<sup>th</sup> - February 8<sup>th</sup>



	Book Title	Author	Read to Self	Read to Parent	Parent's Initials
Monday 20 Minutes	HMH Weekly story: On Earth  <small>*Assigned in the HMH app on the iPad</small>	G. Brian Karas			
Tuesday 20 Minutes	HMH Weekly story: On Earth  <small>*Assigned in the HMH app on the iPad</small>	G. Brian Karas			
Wednesday 20 Minutes	AMIRA Stories on HMH Use Amira on HMH to complete 20 mins. of read-aloud lessons	N/A			
Thursday 20 Minutes	I chose to read:				

Write 2 facts about the earth that you found interesting.

---



---



---

# Required Spelling Homework

Beginning this week, you will be required to complete and turn in your weekly spelling word practice.

On the next page, you will find 15 choices of activities to practice your weekly spelling words. Please **select one activity** to complete on a separate piece of paper.

We recommend using 3 lined handwriting paper whenever possible to practice writing the words correctly to prepare for your spelling test.

Please attach your completed spelling homework to this homework packet before turning it in on Friday.

This will be a graded homework assignment.

# Spelling Choice Board

## Draw a Picture

Draw a picture to go with each of your words.



## Small, Medium, Large

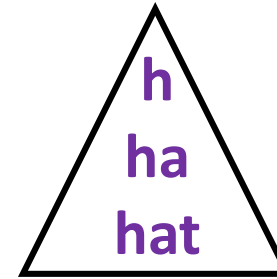
that  
that  
that

## Magic Words

Write your words using a white crayon. Color over it with marker.

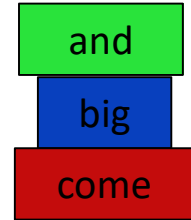
can

## Pyramid Words



## ABC Order

Write your words in alphabetical order.



## Silly Story

Write a silly story using all of your words.



## Rainbow Write

Use at least 3 colors to write each word.

for

## Rhyme Time

Write a rhyming word for each of your words.

Your word: can  
Rhyming word: fan

## Hidden Picture

Hide your words in a picture.



## Fancy Words

Write your words in a fancy style.

you  
what  
have

## Pattern Write

Write your word in a pattern with 2 colors.

about

## Forwards and Backwards

Write your words forwards and backwards.

what → tahw

## Opposite Hand

Write your words with your opposite hand.



## Type it Up

Use your computer to type your words in any font.

came  
from  
where

## Dot Words

Write your words and then dot over them.



Name\_\_\_\_\_

Date\_\_\_\_\_

## Subject-Verb Agreement Practice

Directions: Fill in the blank with the correct verb. Be sure the verb agrees with the subject. Read the sentence aloud and ask yourself, "Does it make sense?" or "Does it sound right?"

Add an -s to the verb for singular subjects.  
Do not add an -s to the verb for plural subjects.  
Some verbs change spelling for singular and plural subjects.

1. Olivia \_\_\_\_\_ in her journal every day. (write/writes)
2. Matthew and Andrew like to \_\_\_\_\_ pictures. (paint/paints)
3. He \_\_\_\_\_ quietly in the library. (read/reads)
4. The baby \_\_\_\_\_ quickly across the carpet. (crawl/crawls)
5. They \_\_\_\_\_ to the teacher. (listen/listens)
6. The cute puppy \_\_\_\_\_ on the couch. (jump/jumps)
7. Jack \_\_\_\_\_ a ninja for Halloween. (was/were)
8. My twin sisters \_\_\_\_\_ princesses for Halloween. (was/were)
9. The fat cats \_\_\_\_\_ sleeping under the window. (is/are)
10. Ms. Smith \_\_\_\_\_ teaching her class about life cycles. (is/are)