

# Mrs. Jazmin's ELA Homework

Week of 01/29 - 02/02

HELLO  
CLASS 

Name: \_\_\_\_\_

## Homework Directions:

- Read for 20 minutes and fill in your reading log every day.
- Practice reading Module 4 Sight Words. Quiz on Friday.
- Complete the attached worksheets.
- Choose one way to practice this week's spelling words from the "Spelling Choice Board".
- Turn in your spelling homework with this packet on Friday.

## Reminders:

- iPads need to be in class and fully charged every day.
- Students should always have their Archimedean and Purple folders in their backpacks.
- Please check your Archimedean folder every night for papers to either leave at home or complete and return to school.

## Assessments:

1/29: iReady Mid-year  
Diagnostic Test

2/01: Reading Quiz - "If You  
Plant a Seed"

2/02: Spelling Test &

Module 4 Sight Word Quiz

2/05: Module 4 Reading Test &  
Grammar Quiz on punctuation

## Important Dates:

January 29: iReady Mid-year Diagnostic Testing

February 1: 100th Day of School - Dress like you are 100 years old!

February 14: Valentine's Day Card Exchange

♡ Please NO CANDY or FOOD ♡



Sections:

1A & 1C

# HMH Module 4:

## Better Together

### Week 3

Essential Question: Why is it important to do my best and get along with others?


#### Reading Skills

### Point of View

The narrator is the person who tells a story. Readers see the story events through the narrator's point of view.

WHO tells the story?

THIRD-PERSON NARRATOR	FIRST-PERSON NARRATOR
A person who is <b>NOT</b> in the book is telling it. Look for the words <b>he, she, or they</b> .	A person who is <b>in</b> the book is telling it. Look for the words <b>I, me, or my</b> .



### Make Connections

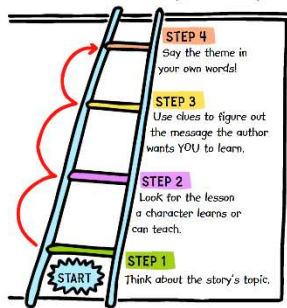
When you read, find ways that the text is like things in your own life and other texts you have read.

It all starts here!

	<b>Text to Self</b> This reminds me of when I...
	<b>Text to Text</b> This is like another book I read...
	<b>Text to World</b> This is like something that happened in my community...

### THEME

The **topic** is what a story is mostly about. The **theme** is the **moral** or **lesson** the author wants readers to take away from the story.



**STEP 4** Say the theme in your own words!

**STEP 3** Use clues to figure out the message the author wants YOU to learn.

**STEP 2** Look for the lesson a character learns or can teach.

**STEP 1** Think about the story's topic.


**START**

### TOPIC AND CENTRAL IDEA

**TOPIC**  
the person or thing the text is about

**CENTRAL IDEA**  
the most important idea or point about the topic

**SUPPORTING EVIDENCE**  
details, facts, or examples in the text that tell about the central idea



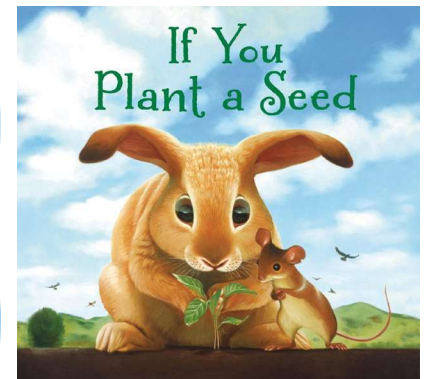
#### Phonics - Consonant Digraph ch Spelling Words:

- |          |           |
|----------|-----------|
| 1. stop  | 7. this   |
| 2. step  | 8. whip   |
| 3. strap | 9. which  |
| 4. spit  | 10. that  |
| 5. split | 11. stick |
| 6. slid  | 12. slide |

#### Sight Words:

- |           |         |
|-----------|---------|
| 1. after  | 5. grow |
| 2. before | 6. into |
| 3. does   | 7. no   |
| 4. don't  | 8. wash |

#### Weekly HMH Story:



#### Vocabulary Words:

Big Idea Words: honest, courtesy, sport

Story Vocabulary: seed, short, heap, trouble, fruits

#### Fluency

Reading Rate

#### Writing

Procedural Text

#### Grammar


Punctuation and  
Skills Review

#### Social Studies

Historical  
Figures

# Weekly Reading Log

January 29 – February 1



\*Please ✓ one

	Book Title	Author	Read to Self	Read to Parent	Parent's Initials
Monday 20 Minutes	HMH Weekly Story: <i>If You Plant a Seed</i> <small>* Assigned in the HMH app on the iPad</small>	Kadir Nelson			
Tuesday 20 Minutes	HMH Weekly Story: <i>If You Plant a Seed</i> <small>* Assigned in the HMH app on the iPad</small>	Kadir Nelson			
Wednesday 20 Minutes	AMIRA Stories on HMH Use Amira on HMH to complete 20 mins. of read-aloud lessons	N/A			
Thursday 20 Minutes	I chose to read:				

In the story, *If You Plant a Seed*, what do the characters do to be kind?

---



---



---

## Module 4 Sight Word Quiz

be	here	me	play	
started	today	use	very	
jump	right	say	their	
walk	way	where	why	
after	before	does	don't	
grow	into	no	wash	

# Required Spelling Homework

Beginning this week, you will be required to complete and turn in your weekly spelling word practice.



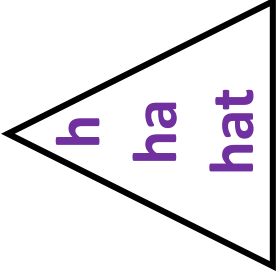
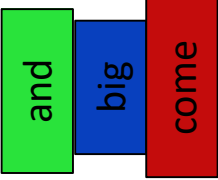






On the next page, you will find 15 choices of activities to practice your weekly spelling words. Please **select one activity** to complete on a separate piece of paper.

We recommend using 3 lined handwriting paper whenever possible to practice writing the words correctly to prepare for your spelling test.

Please attach your completed spelling homework to this homework packet before turning it in on Friday.

This will be a graded homework assignment.

# Spelling Choice Board

<p><u><b>Draw a Picture</b></u> Draw a picture to go with each of your words.</p> 	<p><u><b>Small, Medium, Large</b></u>  that that that</p>	<p><u><b>Magic Words</b></u> Write your words using a white crayon. Color over it with marker.</p> 	<p><u><b>Pyramid Words</b></u></p> 	<p><u><b>ABC Order</b></u> Write your words in alphabetical order.</p> 
<p><u><b>Silly Story</b></u> Write a silly story using all of your words.</p> 	<p><u><b>Rainbow Write</b></u> Use at least 3 colors to write each word.</p> 	<p><u><b>Rhyme Time</b></u> Write a rhyming word for each of your words. <b>Your word:</b> can <b>Rhyming word:</b> fan</p>	<p><u><b>Hidden Picture</b></u> Hide your words in a picture.</p> 	<p><u><b>Fancy Words</b></u> Write your words in a fancy style.</p> <p>you what have</p>
<p><u><b>Pattern Write</b></u> Write your word in a pattern with 2 colors.</p> 	<p><u><b>Forwards and Backwards</b></u> Write your words forwards and backwards.</p> <p>what → tahw</p>	<p><u><b>Opposite Hand</b></u> Write your words with your opposite hand.</p> 	<p><u><b>Type it Up</b></u> Use your computer to type your words in any font.</p> <p>came from where</p>	<p><u><b>Dot Words</b></u> Write your words and then dot over them.</p> 

Name \_\_\_\_\_

## Sentence Corrections

Correct the sentences. Look for proper spelling, capitalization, and punctuation. There are 2 telling sentences (.), 2 asking sentences (?), and 1 exclamatory sentence(!).

wen will ms jazmin eat lunch

i like to go on the slid at killian park

wich way is that stop sign

dont step in the hole

my dog bailey fetched the stik