



# Homework Log

Week of: January 22<sup>nd</sup> - 26<sup>th</sup>



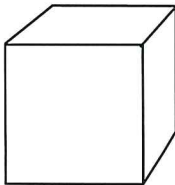



Day	Homework	Reminders
Monday 1/22	Make an ABC pattern (cut & paste)	
Tuesday 1/23	Penguin sizes	
Wednesday 1/24	Practice writing the numbers (1-20) – draw a picture	
Thursday 1/25	Number 17 (make it, find it, build it, solve it)	
Friday 1/26		

Name: \_\_\_\_\_

**COMMON  
CORE** | K.OA.2

## Make an A-B-C Pattern



Cut out the images on the bottom part of the page, then glue them into the grid to make an A-B-C pattern.

My name \_\_\_\_\_

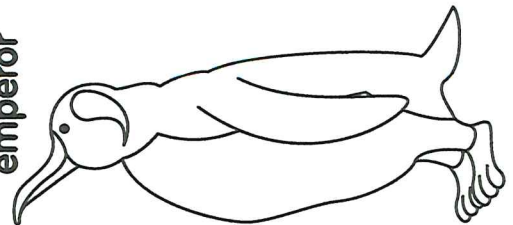
# Penguin Sizes

There are different kinds of penguins. They are different sizes. Cut out the penguins and the child. Glue them in order of shortest to tallest.


shortest				tallest
----------	--	--	--	---------




emperor



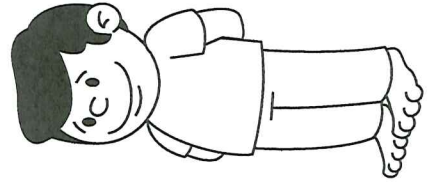
gentoo



rockhopper



child



little blue



① Draw a picture :

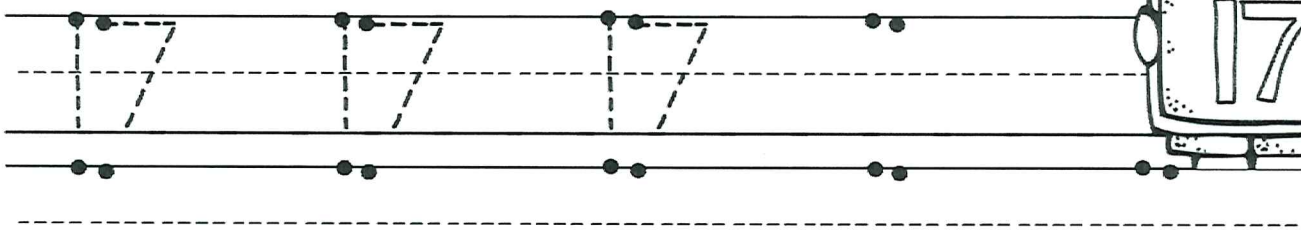
② write your name :

③ write the numbers 1-20 :




Name: \_\_\_\_\_

Let's practice the number 17!



Make it:


Find it:



Solve it:

$$10 + \underline{\quad} = 17$$

Build it:
