

Ms. Paraskos

ELA Homework

Name: _____



Week of 1/16 - 1/18

Homework Directions:

1. Read for 20 minutes and fill in your reading log every day.
2. Practice reading and writing the weekly Spelling Words and Sight Words.
3. Review for your tests and quizzes using the attached weekly skills page.
4. Complete the attached worksheets and turn in this packet on Thursday.
5. Social Studies Timeline Project is due Monday, January 22nd.

Reminders:

- iPads need to be in class and fully charged every day.
- Students should always have their Archimedean and Purple folders in their backpacks.
- Please check your Archimedean folder every night for papers to either leave at home or complete and return to school.

Assessments:

1/16: HMH Mid-year Growth
Monitor Reading: Foundational
Skills

1/17: Grammar Quiz -
Prepositional Phrases

1/18: Spelling Test and Module 4
Week 1 Reading Test on HMH

Important Dates:

January 18: 2nd Grading Period Ends

January 19: No School - Teacher Planning Day

January 22: Timeline Project is Due

January 29-30: iReady Mid-year Diagnostic Testing



Sections:

1B, 1D, and 1E

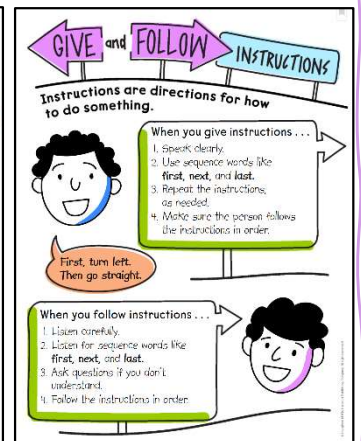
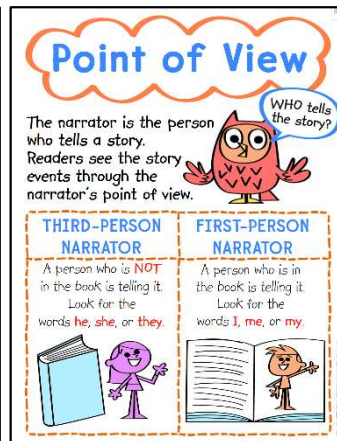
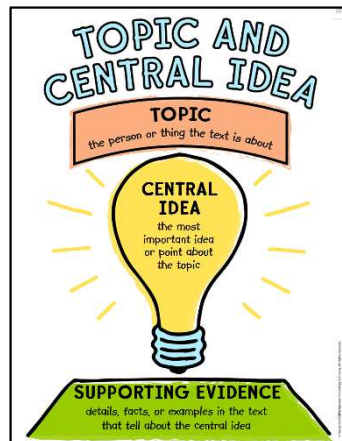
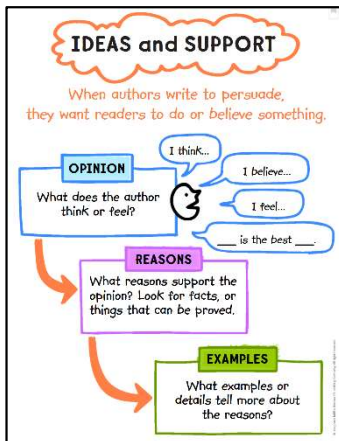
HMH Module 4:

Better Together

Week 1

Essential Question: Why is it important to do my best and get along with others?

Reading Skills




Phonics - Consonant Digraph ch Spelling Words:

- | | |
|---------|-----------|
| 1. ship | 7. grass |
| 2. shop | 8. miss |
| 3. wish | 9. will |
| 4. rush | 10. tell |
| 5. fish | 11. shape |
| 6. dash | 12. shoe |

Sight Words:

- | | |
|---------|------------|
| 1. be | 5. started |
| 2. here | 6. today |
| 3. me | 7. use |
| 4. play | 8. very |

Weekly HMH Story:



Vocabulary Words:

Big Idea Words: honest, courtesy, sport

Story Vocabulary: team, equipment, coach, rules, goal, fan

Fluency

Intonation

Writing

Procedural Text

Grammar

Prepositions and
Prepositional
Phrases

Social Studies

History

Weekly Reading Log

January 16 - 17



*Please ✓ one

	Book Title	Author	Read to Self	Read to Parent	Parent's Initials
Tuesday 20 Minutes	AMIRA Stories on HMH <small>Use Amira on HMH to complete 20 mins. of read-aloud lessons</small>	N/A			
Wednesday 20 Minutes	I chose to read:				

Was the book you read this week in First Person or Third Person Point of View? How do you know? What clue words do you see in the story?

Consonant Digraphs

Directions: Read each sentence. Circle the words that have the consonant digraphs **sh**, **ch**, **th**, **wh**, or **ck**. Then, write *yes* if the sentence is true and *no* if it is not true.

RULE



A **consonant digraph** is two consonants that make one sound. You can hear consonant digraphs in *shop*, *chip*, *that*, *who*, and *pick*.

1. I have two thumbs. _____
2. Shells grow in gardens. _____
3. A cherry is a small fruit. _____
4. A person can think. _____
5. Shoes go on feet. _____
6. A duck says moo. _____
7. I can sit on a chair. _____
8. You can drink a whistle. _____
9. A candle has a wick. _____
10. A shuttle can fly in space. _____
11. A whale can swim. _____
12. A baby has 100 teeth. _____
13. A ship can float. _____

My Personal History: Timeline Project

Due Monday, January 22nd

Example:



How to do your own personal timeline:

Timelines are a great way to track changes that happen over a period of time. Now it's your turn to create a timeline of your life so far!

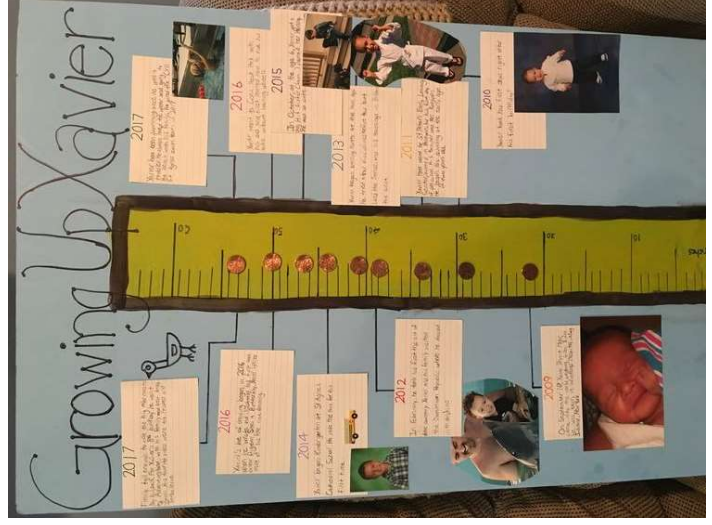
You will create 8 timeline boxes. In these boxes you can put special events, fun memories, or anything else that has been important in your life so far.

You must include your birth at the beginning of the timeline as an important event! You can't have a timeline without being born!

To the side, there is an example of how to setup each timeline box. The top box is for a picture (photographs are preferred). Please take your time and be neat! The box in the middle is where you put the date. Make sure to be as specific as possible. If you don't remember the exact date, try to include at least the month and year. The bottom box with lines is a place for a sentence describing the event. **Final draft quality writing please! Neat handwriting and complete sentences are required. No typing.**

Be creative! Use different colors and decorate the paper around your timeline to make it personal for you.

Timeline Examples:



Timeline Project Grading Rubric

Title of Project	My project has a title written on it.	/10pts
Timeline Boxes	I have 8 boxes on my timeline with a picture, date, and sentence description.	/40 pts.
Complete Sentences	I wrote in complete sentences using my best handwriting.	/20 pts.
Order of Timeline	My timeline shows correct chronological order.	/10 pts.
Pictures	My photographs represent the descriptions I wrote in the boxes.	/20 pts.
Total Points Earned for the Project		/100 pts.