



American Math News

January 08 – January 12

Name _____ Sec _____ Date _____

This Week's Homework

Monday	Chapter 18: Pg.1, Pg:2 and Pg:3
Tuesday	Pg.4, Pg:5 and Pg:6
Wednesday	Pg.7, Pg:8 and Pg:9
Thursday	Home work Due
Friday	Chapter 18 Review

Announcements & Reminders

- Dear Family, My class started chapter 18 this week. In this chapter will learn 3D shapes .
- Homework is due Thursday,
- January 11th in green folder.


HAVE A GREAT WEEK!

BACK from the **BREAK**

American Math Vocabulary`


Three-Dimensional Shape,
Sphere, Curved Surface,
Cube, Flat Surface, Edge,
Cylinder, Solid,
Above, Below, Beside
Next to, In Front of, Behind

3D Shapes



Name _____

Identify, Name, and Describe Spheres



DIRECTIONS 1. Identify the objects that are shaped like a sphere. Mark an X on those objects.

Name _____

Addition at the Beach







2







3








1-3 Count and tell how many are in each set. Write the numbers and trace the symbols. Tell a friend how many there are in all.

Name _____


Identify, Name, and Describe Cubes



DIRECTIONS 1. Identify the objects that are shaped like a cube. Mark an X on those objects.

Name _____


Identify, Name, and Describe Cylinders



DIRECTIONS I. Identify the objects that are shaped like a cylinder. Mark an X on those objects.

Name _____








Identify, Name, and Describe Cones



DIRECTIONS 1. Identify the objects that are shaped like a cone. Mark an X on those objects.

Name _____

Compare Three-Dimensional Objects

		
1 		
2 		
3 		
4 		
5 		

DIRECTIONS 1–5. Look at the object in the chart. Mark an X under the circle if the flat surface of the object is a circle. Mark an X under the square if the flat surface of the object is a square.

Name _____


Above and Below



DIRECTIONS 1. Mark an X on the object that is shaped like a sphere below the table. Circle the object that is shaped like a cube above the table.

Name _____

Beside and Next To



DIRECTIONS 1. Mark an X on the object shaped like a cylinder that is next to the object shaped like a sphere. Circle the object shaped like a cone that is beside the object shaped like a cube. Use the words next to and beside to name the position of other shapes.

Name _____

In Front Of and Behind



DIRECTIONS 1. Mark an X on the object shaped like a cylinder that is behind the object shaped like a cone. Draw a circle around the object shaped like a cylinder that is in front of the object shaped like a cube. Use the words in front of and behind to name the position of other shapes.