

# 2B/2D

WEEK OF 11/27 - 12/1

Name: \_\_\_\_\_



**Due Friday 12/1**

## DAILY HOMEWORK

MONDAY	TUESDAY	WEDNESDAY	THURSDAY
Readworks <i>How Do Quilts Get Their Names?</i>	I-Ready 25 minutes	Readworks <i>Different Looks for Different Quilts</i>	I-Ready 20 minutes
Study Spelling Words (1 activity)	Study Spelling Words (1 activity)	Study Spelling Words (1 activity)	Study Spelling Words (1 activity)
Parent Initials	Parent Initials	Parent Initials	Parent Initials

## WEEKLY OBJECTIVES

- Theme, Author's Purpose, Retell
- Consonant Digraphs (spelling)
- Stuart Little (read in class)
- Prefixes un-, re-(vocabulary)
- Compound Subjects (grammar)
- Persuasive (writing)

**Readworks** - 2A: CCCJNE    2C: EEQDWC    2E: SDMTVP

## REMINDERS

- Reading Test 12/1 Friday
- Grammar Test 12/1 Friday
- Spelling Quiz 12/1 Friday

## SPELLING

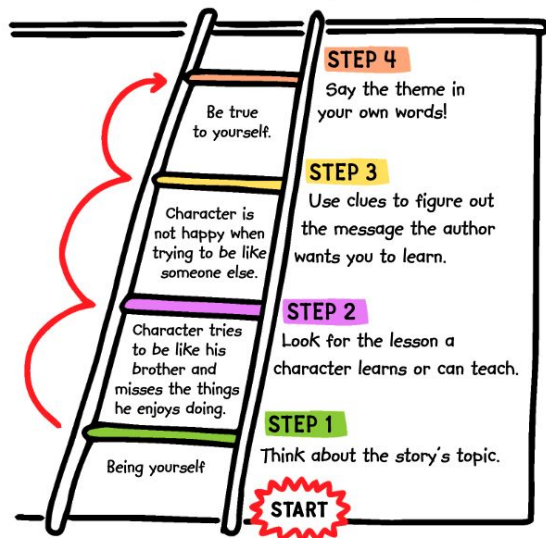
1. dish
2. than
3. chest
4. such
5. thin
6. push
7. shine
8. chase
9. white
10. while
11. these
12. flash
13. dress
14. add
15. off
16. fell
17. whisper
18. thumb

## VOCABULARY

**wrinkled**-folds and lines in skin  
**frown**-a sad or angry look  
**yanked**- pulled hard and fast  
**dragged**-pulled something along the ground  
**mumbled**-spoke quietly and not very clearly  
**nearby**-close to where you are  
**excuses**-reasons you cannot do something  
**hesitant**-when you do something slowly because you are not sure about it

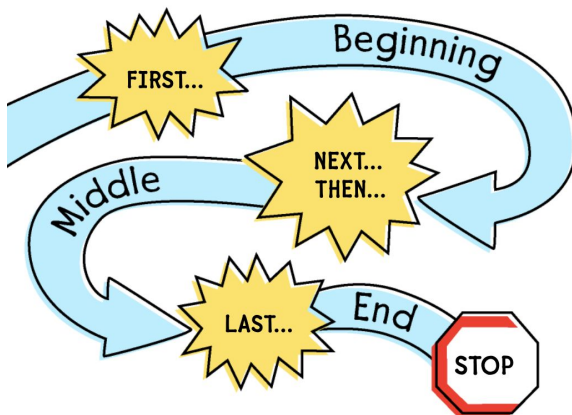
# THEME

The **topic** is what a story is mostly about.  
The **theme** is the moral or lesson the author wants readers to take away from the story.



# RETELL

When you retell, you describe what happens in a story in order.



Use your **own words**.

Use **details**.

Use **words and pictures**.



# Author's Purpose

**Why** do authors write?

They have one of these purposes.

It's as easy as **PIE** to remember...



**PERSUADE**

The author tries to persuade readers to agree or to do something.



**INFORM**

The author gives facts and information about a topic.



**ENTERTAIN**

The author writes for readers to enjoy.

**How** can you figure out the author's purpose?

**FIRST...** look for clues about the genre.

**THEN...** ask questions about what you read and find answers.

# TIME FOR REVIEW!



Grammar 1.5.4a

## Review Compound Subjects and Predicates

A **compound subject** is formed by two or more nouns that make up the subject of a sentence. The nouns are joined by the coordinating conjunction *and* or *or*.

*compound subject*

**Movies and plays** are the best!

## Review Compound Subjects and Predicates

A **compound predicate** names two or more things the subject did or does. A compound predicate is also formed with a coordinating conjunction.

*compound predicate*

Actors **sing and dance in the show**.

Grammar 1.5.4c

## Review Compound Subjects and Predicates

Name the subject in each sentence, and tell if it is a compound subject.

- 1 Luz and Emily are the tallest in class.
- 2 Some cats have long hair, and some have short hair.
- 3 Forks and spoons go in this drawer.

Name the predicate in each sentence, and tell if it is a compound predicate.

- 4 Dad plants and grows his own vegetables.
- 5 We walk to the park to play soccer and baseball.
- 6 The bus slowed down and stopped at the station.

Be sure to  
attach your work  
and bring back  
to class at the  
end of the week!

# November Spelling Menu

Name: \_\_\_\_\_

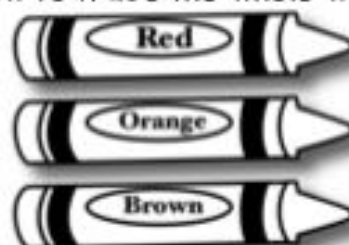
## Leaf Words

Draw a leaf for each of your spelling words. Write one spelling word inside of each leaf. Then, color your leaves.



## Rainbow Words

Write each spelling word with a pencil. Then, use the colors below to trace the whole word.



## Story Time

Write a silly turkey story using your spelling words. Be sure to include interesting details AND underline your spelling words in the story.



## Add It Up!

Add the letters in each of your spelling words to find the total. Use the numbers below.

Consonants = 10  
Vowels = 1

EXAMPLE: whale  
whale = 10 + 10 + 1 + 10 + 1 = 32

## Practice Test

Ask an adult at home to quiz you on your spelling words. If you misspell a word, write it correctly THREE more times.

\_\_\_\_\_  
Adult Signature

## Let's Move!

### **VOLCANO BLOW-UP!**

Write a spelling word on your paper. Then, crouch down on your feet. Whisper each letter as you slowly rise – then explode and yell out the word. Repeat for all of your spelling words!

## Define it!

Write your spelling words. Then, write your own definition for each one. Describe **WHAT IT IS** in your own words.

### **EXAMPLE:**

Shark – A shark is an animal with large teeth that lives in the ocean.

## Criss-Cross Words

Write each of your spelling words like a crossword puzzle.

s  
m i l e                      h  
i l e                          a  
e                              p  
                                p  
                                y  
                                y

## Hidden Picture

Trace your hand and decorate it to make it look like a turkey. Remember to add great details and lots of color! Then, hide your spelling words somewhere inside the picture.

