

SECTIONS: KA-KE

NAME: _____

WEEK: 11/6-11/10

Reminders

- Complete Spelling menu & phonological awareness activities for the corresponding month as stated on the homework packet.
- Read and review Phonic Booklet every day, turn in for assessment level up on Friday.
- I-ready weekly 45 min due every Friday.
- Weekly graded vocabulary sentence will be given every Friday in class, use rubric and worksheet to study sentence throughout the week.

Weekly Assessment(s):

- Reading Comprehension Weekly Text Story 1
- Listening Comp - Module test
- Sight Word Test
- Spelling Test
- Vocabulary sentence
- Level Up! -Phonic Booklet (Friday)

TO DO LIST

Monday:

- Read The Cap & Caps in Bins - Then, review Phonic Booklet sent home (Study to level up every Friday! *BRING INSIDE BLUE FOLDER DAILY)
- Daily phonological exercise on calendar attached.
- Study vocabulary sentence - hope: I hope I see my friends.

Tuesday:

- Pick 1 Activity from October/Nov Spelling Menu for Sight Words and Spelling words.
- Daily phonological exercise on calendar attached.
- Complete Read and Spell WS 1 & 2

Wednesday:

- Daily phonological exercise on calendar attached.
- Complete Read and Spell WS 3
- Identify Ending Sounds WS
- Study for Weekly assessments and Phonic Booklet

Thursday:

- No School - Veterans Day

WEEKLY LEARNING DISCOVERIES:



Fables

A fable is a type of folktale.

Fables usually

- are short
- have talking animals
- take place outside
- teach a lesson

Famous Fables



Central Idea and Key Details

topic

what a text is about in one or two words

central idea

the most important idea in a text

key details

facts or examples that give information about the central idea

Keys

Keys open doors.

This key opens the front door.

This key opens the garage door.

This key opens a secret door!

Theme

The theme is the message or lesson in a story.

To find the theme, ask

- What did the main character learn?
- What does the author want me to learn?

Common Themes



MODULE 3 - WEEK 3

Essential Question:
What makes a community?

Weekly Texts :

Reading Comprehension Skill:
Theme



A Bucket of Blessings
by Kabir Sehgal
and Surishtha Sehgal



Bo and Peter
by Betsy Franco

Reading Comprehension strategy:
Central Idea & Key Details

Spelling Words:
fans, pins, cats, sips

Phonics:
Inflection -S /s/ and -s /z/

Writing:
Informational Writing

Grammar:
adjectives

Vocabulary:
hope
I hope I see my friends.

Sight Words:
did, in, put

NOVEMBER

Sunday	Monday Count the number of syllables...	Tuesday Do they rhyme?	Wednesday Count the words in the sentence.	Thursday Beginning sounds	Friday Segmenting and Blending	Saturday
			1 I fell off the playground today.	2 Name three words that start like grateful.	3 Segment: chop, chip, much, batch, hatch	4
5	6 In these words: cold, autumn, frozen, falling, leaves	7 dream/meme see/bee yes/mess	8 Can we go eat at a restaurant?	9 Same beginning sound? mom/dad fox/friend monster/milk	10 Blend: w-i-th th-u-mb th-i-s th-a-n	11
12	13 In these words: happy, sad, angry, uncomfortable, joyful	14 hop/cub log/tree freeze/bees	15 Did you remember to brush your teeth?	16 Name three words that start like family.	17 Segment: fish, ship, show, wish, shack	18
19	20 In these words: eggs, pancakes, bacon, butter, syrup	21 stand/hand leg/beg kiss/hug	22 I spilled milk on the carpet.	23 Same beginning sound? read/write leg/head dog/cat	24 Blend: b-o-g w-e-t v-e-t c-u-p	25
26	27 In these words: turkey, potatoes, stuffing, cranberry	28 chair/stare car/far start/finish	29 A tiger has large claws.	30 Name three words that start like turkey.		

November

Spelling Choice Board

Picture Perfect




Draw a Thanksgiving picture and hide your words in it.

Chunky Monkey

Write each word and highlight or underline the word chunks or patterns:

crunch lunch
shark wish

Pumpkin Patch



Draw some pumpkins and write your words inside them.

Top to Bottom

Write your words 2-times each from top to bottom:

W	C	P
H	A	L
E	T	E
N	C	A
	H	S

Double Bubble

Write your words 2-times each in

BUBBLE LETTERS

Awesome Author

Write a story using all of your spelling words.
Underline the words.

Terrific Triangles



Write your words so they make triangles.

Type It

Use a computer to type out your words 3-Times each. Print it or have a parent sign below:

Parent Initials: _____

Date: _____

Balloon Bounce

Blow up a balloon and bounce it in the air! Hit it once for each letter in your word. Try to keep it up while you spell each word.

Parent Initials: _____

Date: _____

Choo-Choo

Write your words one after the other so they connect like a train:
truck-duck-trick


Vowel Hunt

Write your words and circle all the vowels:

n (e) (a) t

ABC Order

Write your words 2-times each in alphabetical order.



This book belongs to

Nan is mad.

“Cans! Cans! Cans! See
the cans, Dad?”

WORD WORK

Nan



Speed Read

Read these words.


is it to
can no and




Picture Hunt

Find these pictures in the story.

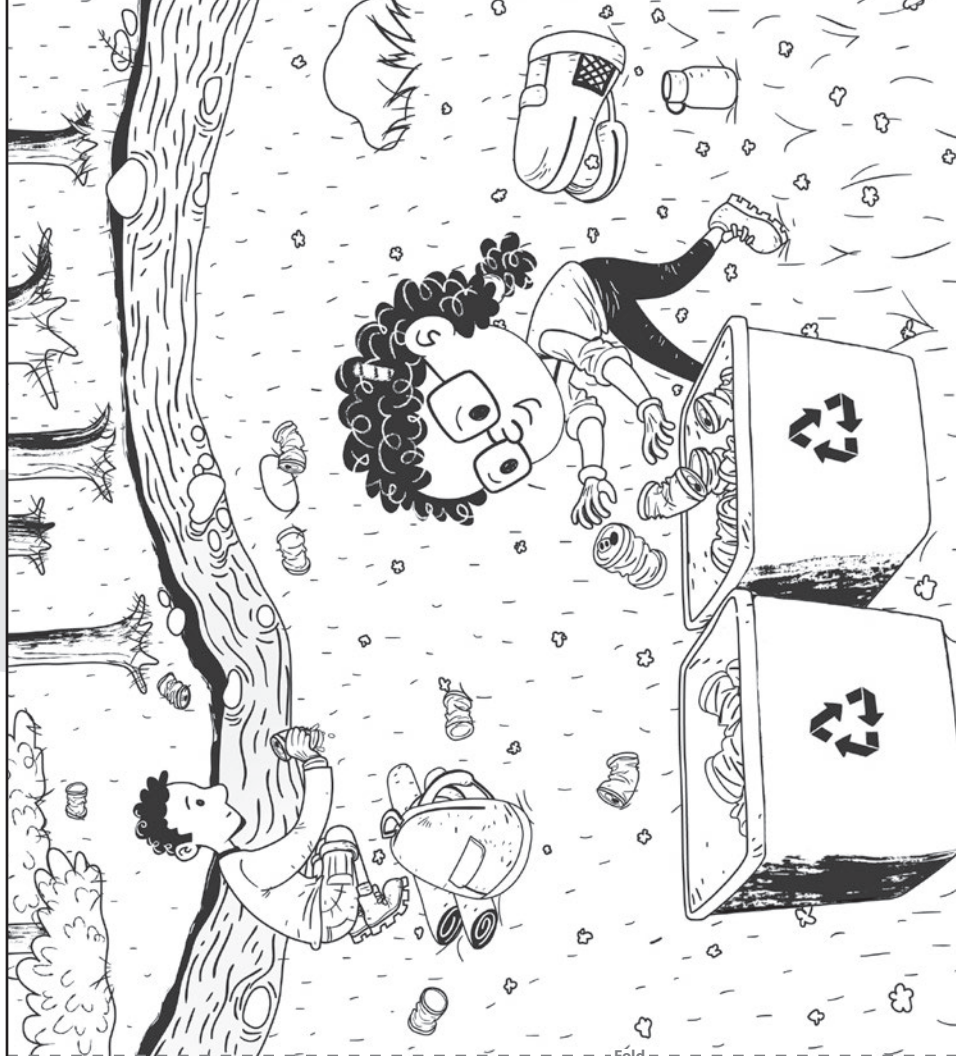
bins cans mats




“Bins! Put the cans in
bins, Nan.”



Nan and Dad sit.



Nan did it. Nan put
cans in bins.



Fold



Did the cans fit? The cans did
fit. The cans fit to the rims!

Nan did it!
“No cans, Dad!”



Fold

This book belongs to

“Nan, did you put fans
and maps in bins?”
Nan did.



Fold

“Nan, can the cap fit in
a bin?”
“No, Dad.”

WORD WORK



Blend and Read

Read these words. What is
the same?

-S

caps bins pans
maps fans




Word Hunt

Find these words in the story.

you no can



= Fold =



“Nan, can you put the mats
in bins?”
Nan did.



“Dad? The cap can fit in
a bin.”

Name



Writing Rubric (1 point each)

- | | |
|---|--|
| <input type="checkbox"/> Neat Handwriting | <input type="checkbox"/> Ending Punctuation |
| <input type="checkbox"/> Vocabulary Word is used | <input type="checkbox"/> Finger Spacing is used |
| <input type="checkbox"/> Begins with a capital letter | <input type="checkbox"/> Illustration matches sentence with labels |

Name _____

Read and Spell

Read and spell this word to be a better reader.



Read it.

did



Trace it.

did



Color it.

did



Write it.



Spell it.

--	--	--



Circle it.

did

did

in

put

in

put

did

did

put

did

did

in

Name _____

Read and Spell

Read and spell this word to be a better reader.



Read it.

in



Trace it.

in



Color it.

in



Write it.



Spell it.

--	--



Circle it.

in

did

in

in

in

in

did

did

put

put

in

put

Name _____

Read and Spell

Read and spell this word to be a better reader.



Read it.

put



Trace it.

put



Color it.

put



Write it.



Spell it.

--	--	--



Circle it.

put

did

in

put

in

put

put

did

put

put

did

in

Name _____

Identify Ending Sounds

The ending sound is the last sound you hear in a word.

○ Circle pictures with the same ending sound as  .
goat

