



American Math News

October 30th - November 3rd

Name _____ Date _____



Announcements & Reminders

Homework is due on Thursday, November 2nd in green folder.

HAVE A GREAT WEEK!



This Week's Homework

Monday	Chapter-7 Lesson 7.3 and 7.4 Pg.1 and Pg.2
Tuesday	Lesson 7.5 -Lesson 7.6 Pg.3 and Pg.4
Wednesday	Chapter-8 Lesson 8.1 and 8.2 Pg.4 and Pg.5
Thursday	Home Work return

American Math Vocabulary

Thirteen, Fourteen
Fifteen
Sixteen, Seventeen
One More
And
One Less



sixteen



seventeen

Name _____

Model and Count 13 and 14



13



14


DIRECTIONS 1. Draw counters to show 13. 2. Draw counters to show 14.

Name _____

Count and Represent 13 and 14




13



Handwriting practice lines for the number 13. The first row contains four pairs of blue dots on a solid line, with a dashed line below it for tracing. The second row is a solid line for independent practice.



14



Handwriting practice lines for the number 14. The first row contains four pairs of blue dots on a solid line, with a dashed line below it for tracing. The second row is a solid line for independent practice.

DIRECTIONS 1–2. Count and tell how many. Practice writing the number.

Name _____

Model, Count, and Represent 15

I Can count and represent 15 with objects or a written numeral.

Listen and Draw


DIRECTIONS Use counters to show the number 15. Draw the counters.
Trace and write the number.



_____ stickers

DIRECTIONS 11. Immanuel has 12 stickers in his collection. Graciela has one more sticker than Immanuel. How many stickers does Graciela have? Draw to solve the problem. Write the number.

Count and Represent Numbers to 15



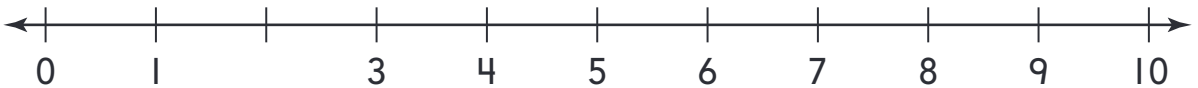
2





Compare Numbers to 10

3



4



5



This page checks understanding of important skills needed for success in Chapter 8.

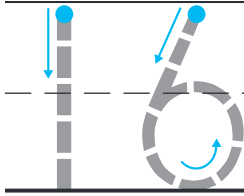


DIRECTIONS 1. Count and tell how many. Write the number. 2. Look at the 10 circles and some more in Problem 1. Write how many green circles. Write how many orange circles. Write how many in all. 3. Draw a line under 5 and 8. Circle the number that is greater. 4. Draw a line under 4 and 7. Circle the number that is less. 5. Eliana has a number of marbles that is greater than 8 and less than 10. Leon has a number of marbles that is two more than 7. Draw a line under the number of marbles Eliana has. Circle the number of marbles Leon has.

Name _____

Count and Represent 16 and 17

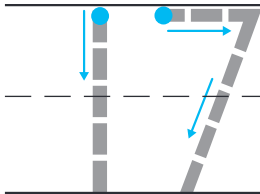
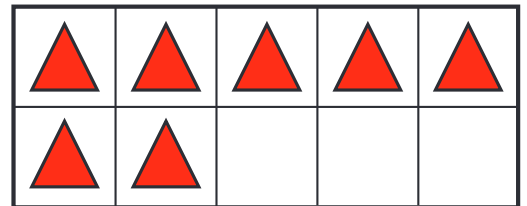



16



2

17



DIRECTIONS 1-2. Count and tell how many. Trace and write the numbers.