

SECTIONS: KA-KE

NAME: _____

WEEK: 10/16-10/20

Reminders

- Complete Spelling menu & phonological awareness activities for the corresponding month as stated on the homework packet.
- Read every day for 15 minutes – Complete Reading log.
- I-ready weekly 45 min due every Friday.
- Quarter 1 Cumulative Sight Word testing this week.
- Weekly graded vocabulary sentence will be given every Friday in class, use rubric and worksheet to study and create your own sentence throughout the week..

Weekly Assessment(s):

- Reading Comprehension Tests (Thursday)
- Sight Word Test (Friday)
- Spelling Test (Friday)
- Vocabulary sentence (Friday)

TODO LIST

Monday:

- Read See the Cap Nap
- Daily phonological exercise on calendar attached.
- Create / Study vocabulary sentence

Tuesday:

- Pick 1 Activity from October Spelling Menu for Sight Words and Spelling words.
- Daily phonological exercise on calendar attached.

Wednesday:

- Daily phonological exercise on calendar attached.

Read Mac

Thursday:

- Review and Study Vocabulary sentence, and for our weekly test(s).
- Daily phonological exercise on calendar attached.

WEEKLY LEARNING DISCOVERIES::

Antonyms

words with opposite meanings



Synonyms

words with the same meaning



Theme

The **theme** is the **message** or **lesson** in a story.

To find the **theme**, ask

- What did the main character learn?
- What does the author want me to learn?

Common Themes




Fables

A **fable** is a type of **folktale**.

Fables usually

- are short
- have talking animals
- take place outside
- teach a lesson

Famous Fables




MODULE 2 - WEEK 4

Essential Question:


What makes each of us special?

Weekly Texts :

Reading Comprehension Skill:
Theme



Genre: Fable
Lexile® Measure: AD740L
Guided Reading Level: I



Genre: Fiction
Lexile® Measure: 470L
Guided Reading Level: E

Reading Comprehension strategy:
Finding Story Elements

Spelling Words:
can, cap, cat, Mac


Phonics:
Letters C and P

Writing:
Narrative Writing

Grammar:
Synonyms & Antonyms

Vocabulary:
enormous

Sight Words:
can, and, you, said, as



This book belongs to

I am Pat. My cat is Mac.

WORD WORK



Speed Read

Read these words.

am my see the no



Picture Hunt


Which pictures start with Cc?
Which pictures start with Pp?




Cc
Pp



"Can you see Mac by the
"No, Pat."
plant?"



I can see Mac!



"Can you see Mac by the
"No, Pat."





Fold

"Can you see Mac by the pan?"

"No, Pat."



Tap! Tap! Tap!

See the Cat Nap

by Christina Wilsdon



Fold

This book belongs to _____

©Maxym022/Dreamstime



See the cat and the
See the cat nap!

1

WORD
WORK



Speed Read

Read these words.

see the and



Picture Hunt

Find these pictures in the story.

cat cap pad



See the cat and the mat.
See the cat nap!

©zawafoto/Shutterstock

Fold

©Maxym022/Dreamstime





dog

©Vachav Rak/Dreamstime

See the cat and the
See the cat nap!



box

See the cat and the
See the cat nap!

©Westend61/Getty Images



See the cat and the pad.
See the cat nap!

©Tetiana Chuhunova/Dreamstime

Fold



©Benjamin Torode/Moment/Getty Images

See the cat and the cap.
See the cat nap!

READING LOG

Your child's reading homework each night is to read a book together with you for at least 15-20 minutes. Talk to your child about the books as you read them together. Remember that the only way to become a better reader is to practice reading. Please fill out the following page each night and return it on Fridays with the rest of your child's homework

	Title of Book	Minutes
Monday		
Tuesday		
Wednesday		
Thursday		

Parent Signature: _____

Firma del Padre: _____

Name



Writing Rubric (1 point each)

- | | |
|---|--|
| <input type="checkbox"/> Neat Handwriting | <input type="checkbox"/> Ending Punctuation |
| <input type="checkbox"/> Vocabulary Word is used | <input type="checkbox"/> Finger Spacing is used |
| <input type="checkbox"/> Begins with a capital letter | <input type="checkbox"/> Illustration matches sentence with labels |

O C t o b e r

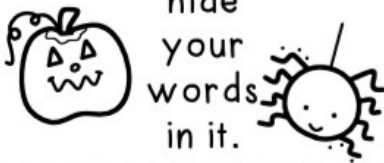
Sunday	Monday Count the number of syllables...	Tuesday Do they rhyme?	Wednesday Count the words in the sentence.	Thursday Beginning sounds	Friday Segmenting and Blending	Saturday
1	2 In these words: community, neighborhood, family, street, people	3 red/shed smart/cart tent, can	4 I like to eat cookies!	5 Same beginning sound? tip/lip head/bed him/hat	6 Blend: m-a-n c-a-n r-i-b w-i-g	7
8	9 In these words: harvest, crop, spooky, pumpkin, fall, chilly	10 stick/stem read/need leap/sleep	11 Rachel is my friend.	12 Name three words that start like fall.	13 Segment: top, lot, hug, men, set	14
15	16 In these words: pink, purple, salmon, yellow, lavender	17 cross/ghost sent/sell bed/said	18 A fish swims in the ocean.	19 Same beginning sound? mad/mean sad/silly happy/home	20 Blend: t-o-p l-o-t h-u-g m-e-n	21
22	23 In these words: sweatshirt, pants, shoes, hat, jacket	24 mile/while whale/pail wet/what	25 Reading is so much fun!	26 Name three words that start like cold.	27 Segment: bat, dad, him, lip, lit	28
29	30 In these words: fox, deer, chipmunk, hedgehog, rabbit	31 yellow/orange green/screen tag/bag				

OCTOBER

Spelling Choice Board

Picture Perfect

Draw a fall picture and hide your words in it.



Flash Card

Make flash cards with index cards or paper. Write the word on one side and draw a picture on the back.

Practice Test

Have an adult give you a practice test. Write the words you miss 3-times each.

Jumping Jacks

Spell your words while doing jumping jacks. Say one letter each time you jump.

Parent Initials: _____

Date: _____

Word Scramble

Go to

<https://bit.ly/doublepuzzle>

and enter your spelling words to create your own scramble. Print it and unscramble your words.

Silly Sentences

Write some silly sentences using your spelling words and underline them.

Across & Down

T H E R E

H E R E
Write each word across and then down so one letter connects.

Word Search

Hide your spelling words in a word search... and then find them!

Cut & Paste

Cut letters & words from newspapers or magazines and use them to spell your words.

Chalk Challenge

Write your words with sidewalk chalk

Parent Initials: _____

Date: _____

True & False

Write your words in true and false sentences.

Super Syllables

Write your words using dashes to separate the syllables:

e-l-e-phant

enormous



e • nor • mous (adj.)

Teach the Word

- 1 Say the word. Ask children to repeat it.
- 2 Explain the meaning. *Something that is enormous is very big.*
- 3 Talk about examples.

Use the Image *An elephant is an enormous animal.*

Use a Prop Show children a Big Book and one of its corresponding Little Books. Have children point to the book that is **enormous**.