


# Homework Log

Week of: October 16<sup>th</sup> - 20<sup>th</sup>




Day	Homework	Reminders
Monday 10/16	Count and color	<u>Theme: Community Helpers</u>
Tuesday 10/17	Number 7: write, color, find	
Wednesday 10/18	Pumpkin Patterns	
Thursday 10/19	What comes next? patterns	
Friday 10/20		




# Count and Color

Directions: Say each number. Color the same number of pumpkins.


4




3




5



7




6



Name: \_\_\_\_\_

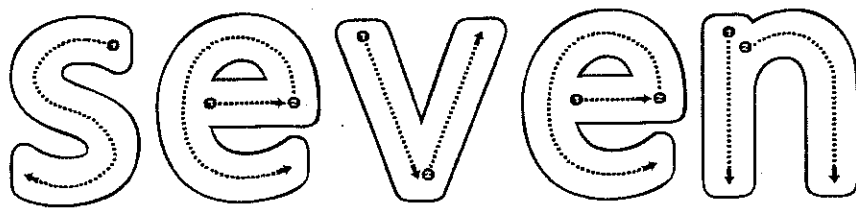
Number Review, use dots to show 7.





Trace & Write it

write by yourself 3 times:

Tracing practice lines for the number 7. Each row contains three dotted 7s for tracing, followed by blank space for independent writing. The lines are ruled with a solid top line, a dashed middle line, and a solid bottom line.



Color 7 pictures



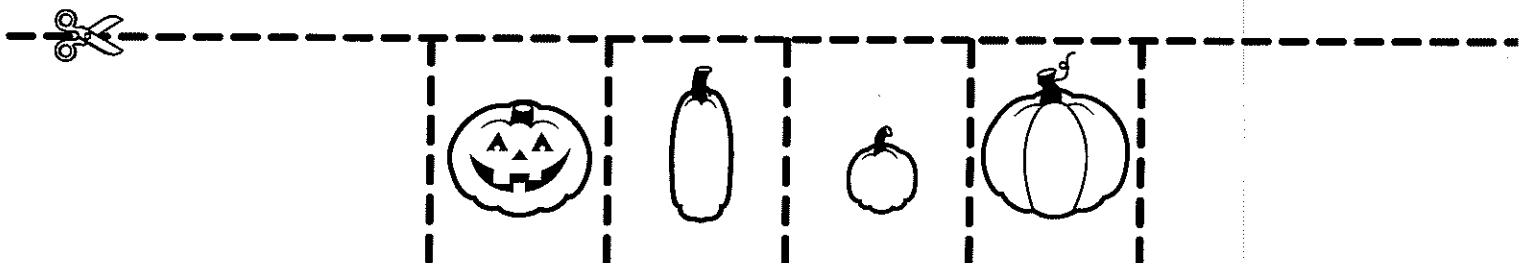





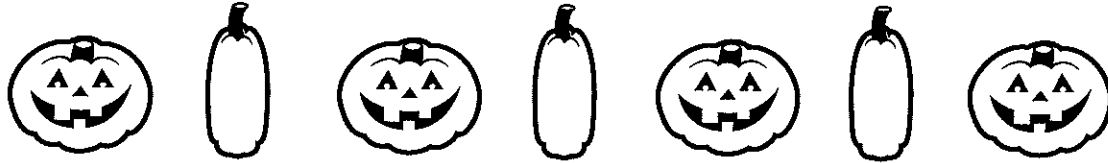
Find the number.  
circle the #7s.

7	6	2	7
7	4	7	9
1	7	10	.5
3	8	7	7

My name \_\_\_\_\_

# Pumpkin Patterns

Cut out the pumpkins at the bottom. Use them to finish the patterns.



# Pattern

## What comes next?

Draw what AB patterns comes next.

