

name \_\_\_\_\_

# HOMework LOG

Reading and Language Arts

October 9-13, 2023

Monday:

Let's Practice the letter Oo

Title of Book: \_\_\_\_\_

Tuesday:

Read-Aloud Comprehension:

Parents, read the short story out loud to your child. Read the questions and answer options to them. Ask them to circle their answer. We have started working on these Listening Comprehension stories last week in class.

Title of Book: \_\_\_\_\_

Wednesday:

Picture/Sound  
Mm Oo

Title of Book: \_\_\_\_\_

Thursday:

Sight Word "at"

Title of Book: \_\_\_\_\_


## REMINDERS

- Letter of the Week: Oo
- Sight Word of the Week: at
- Weekly Theme: Fire Safety
- Name Writing: first letter of name is capital and the rest of the letters are lowercase

If you have any questions, please email me:  
rebecca.vazquez@archimedeian.org

## MISCELLANEOUS

- Letters already taught: Bb, Aa, Tt, Pp, Ss, Mm
- Sight Words already taught: see, me, I, a, for
- Reviewing letters/sounds and sight words a few minutes each day will be very helpful :)

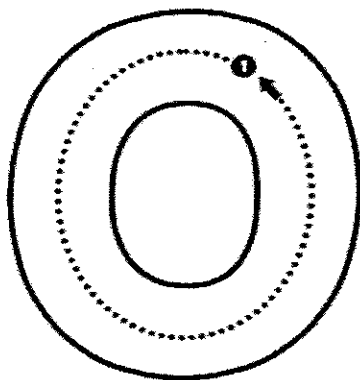
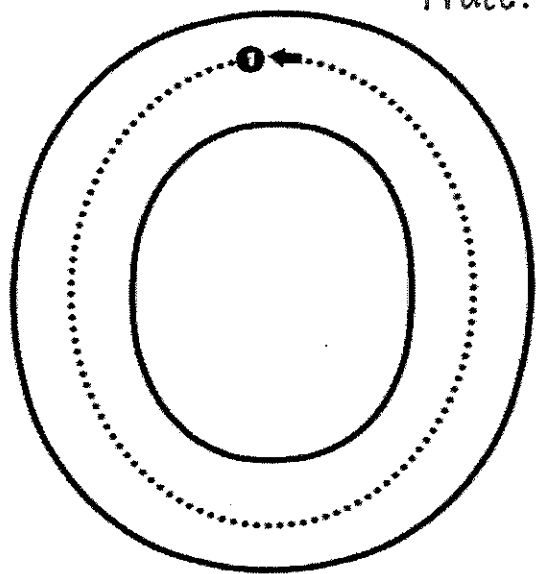


Name: \_\_\_\_\_


Monday

Let's practice the letter Oo.

Trace:



color:




**octopus**

Trace:



Trace:



Write:

O



Write:

o



Name: \_\_\_\_\_


Date: Tuesday  
Oct 10, 2023

Questions:  
\_\_\_\_\_/4

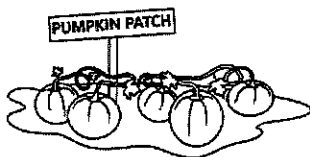
1. Read the story. *Parents - read story out loud to your child. students circle the correct answer.*  
2. Answer the questions. *Read questions out loud to your child.*

Color the picture  
↓

Lilly is going to the pumpkin patch with her family. She is going to pick a big pumpkin. Lilly will make a jack-o-lantern with her pumpkin.



1. Where is Lilly going?



pumpkin patch



camping

2. Who is she going with?



friends



family

3. Is she going to pick a big or small pumpkin?




big



small

4. What is she going to do with her pumpkin?



make pie



jack-o-lantern

Name: \_\_\_\_\_

# Picture/Sound

Trace:

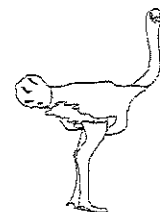

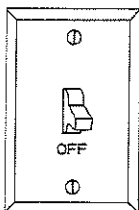
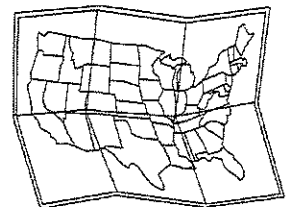


M m

Trace:

O o

--	--


cut and glue :



Name the pictures monkey, octopus, map, off, mug, ostrich. Listen for the sound /m/. Cut and paste the pictures beginning with /m/ in the first box and the pictures beginning with the sound /o/ in the second box.

Name: \_\_\_\_\_

**at**

 Color the word.

at

at


at

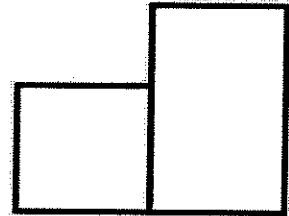
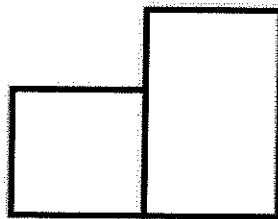

 Trace the word.


at

at

at

 Box the word.  
Write



 Write the word.

\_\_\_\_\_

\_\_\_\_\_

\_\_\_\_\_

\_\_\_\_\_

\_\_\_\_\_

\_\_\_\_\_

\_\_\_\_\_

\_\_\_\_\_

\_\_\_\_\_

 Build the word.

