

# Mrs. Jazmin's ELA Homework

Week of 10/09 - 10/13

Name: \_\_\_\_\_

## Homework Directions:

- Read for 20 minutes and fill in your reading log every day.
- Practice writing the weekly Spelling Words by memory.
- Practice reading this week's Sight Words
- Complete the attached worksheets and turn in this homework packet on Friday.

## Reminders:

- Students should always have their Archimedean and Purple folders in their backpacks.
- Please check your Archimedean folder every night for papers to either leave at home or complete and return to school.
- iPads need to be in class and fully charged every day.

## Assessments:

10/11 - Reading  
Comprehension Quiz: Dan  
Had a Plan

10/12 - Grammar Quiz:  
Adjectives and Articles

10/13 - Spelling Test, HMH  
Reading Test, Social  
Studies Test: Good Citizens

## Important Dates:

October 16-20: Scholastic Book Fair  
October 27: No School- Teacher Planning Day  
October 31: Character Day Parade, Tent or Treat  
November 10: No School- Veteran's Day



Sections:

**1A & 1C**

# HMH Module 2:

## My Family, My Community

### Week 1

Essential Question: What makes families and communities special?

## Reading Skills

**IDEAS and SUPPORT**

When authors write to persuade, they want readers to do or believe something.

**OPINION**  
What does the author think or feel?

I think... I believe...  
I feel...  
... is the best ...

**REASONS**  
What reasons support the opinion? Look for facts, or things that can be proved.

**EXAMPLES**  
What examples or details tell more about the reasons?

**Text Organization**

**Description**

Informational texts have a structure, or type of organization, that fits the topic and the author's purpose.

Description is one kind of structure or organization. Authors choose description to tell details about what something is like.

Examples

- It smells like...
- It looks like...
- It feels like...
- It sounds like...
- It acts like...

**RETELL**

When you retell, you describe what happens in a story in order.

Beginning  
FIRST...  
MIDDLE  
NEXT... THEN...  
LAST...  
End

**TIPS**

- Use your own words.
- Use words and pictures.

**SETTING**

**WHERE**  
Where does the story happen?

**WHEN**  
When does the story take place?

Ask yourself, "Why is the setting important to the story?"


## Phonics - Short i Spelling Words:

- |        |          |
|--------|----------|
| 1. in  | 7. pin   |
| 2. pig | 8. fit   |
| 3. did | 9. it    |
| 4. sit | 10. sip  |
| 5. dig | 11. ship |
| 6. big | 12. fish |

## Sight Words:

- |           |         |
|-----------|---------|
| 1. are    | 5. too  |
| 2. buy    | 6. up   |
| 3. little | 7. will |
| 4. said   | 8. you  |

## Weekly HMH Story:



## Vocabulary Words:

belong, gifted, help, market, mess, neighbors, persists, sell, set, sketch, smeared, toiled

## Fluency

Expression

## Writing

Descriptive  
Essay

## Grammar


Adjectives and  
Articles

## Social Studies

My Community

# Weekly Reading Log

October 9 – 12



\*Please ✓ one

	Book Title	Author	Read to Self	Read to Parent	Parent's Initials
Monday 20 Minutes	HMH weekly story: Dan Had a Plan <small>*Assigned in the HMH app on the iPad</small>	Wong Herbert Yee			
Tuesday 20 Minutes	HMH weekly story: Dan Had a Plan <small>*Reread to practice fluency and comprehension</small>	Wong Herbert Yee			
Wednesday 20 Minutes	I chose to read:				
Thursday 20 Minutes	I chose to read:				

The setting of a book I read this week was \_\_\_\_\_.

I know this because \_\_\_\_\_

\_\_\_\_\_


\_\_\_\_\_.

# Short i

**Directions:** Say the name of each picture. Find a rhyming word for the picture using the top box. Write the rhyming word on the line.

tin	fix	fib	him
rid	pip	wig	wish

1.




\_\_\_\_\_

-----

\_\_\_\_\_

2.



\_\_\_\_\_

-----

\_\_\_\_\_

3.

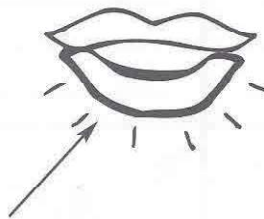
6

\_\_\_\_\_

-----

\_\_\_\_\_

4.



\_\_\_\_\_

-----

\_\_\_\_\_

5.

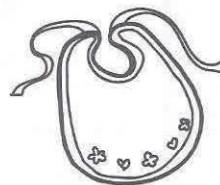


\_\_\_\_\_

-----

\_\_\_\_\_

6.

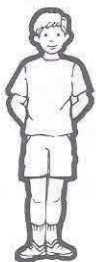


\_\_\_\_\_

-----

\_\_\_\_\_

7.

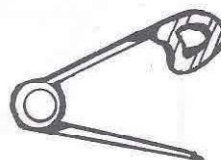


\_\_\_\_\_

-----

\_\_\_\_\_

8.



\_\_\_\_\_

-----

\_\_\_\_\_

Name \_\_\_\_\_

## Sentences with Adjectives

Write 5 complete sentences. Use at least one adjective in each sentence.

Circle the adjective and underline the noun it is describing.

Handwriting practice lines consisting of five sets of three horizontal lines (top solid, middle dashed, bottom solid).