



SECTIONS: KA-KE

NAME: _____

WEEK: 9/18-9/22

Reminders

- Homework is turned in every Friday inside the blue folder.
- Read every day for 15 minutes - Complete Reading log.
- Students need to know how to read the Sight Words.
- Students need to know how to write the spelling words on their own.
- All pages of the homework packet MUST have first and last name on all pages.
- Please print and have ready all the weekly worksheets. Attached please find all weekly worksheets.

Weekly Assessment(s):

- Reading Comprehension Test (Thursday)
- Spelling Test (Friday)
- Sight Word Test (Friday)

TO DO LIST

Monday:

- Read Mm story (can be used in reading log.)
- Choose 1 September Spelling menu attached for Spelling Words.

Tuesday:

- Choose 1 September activity menu attached for Sight Words
- Count the syllables WS

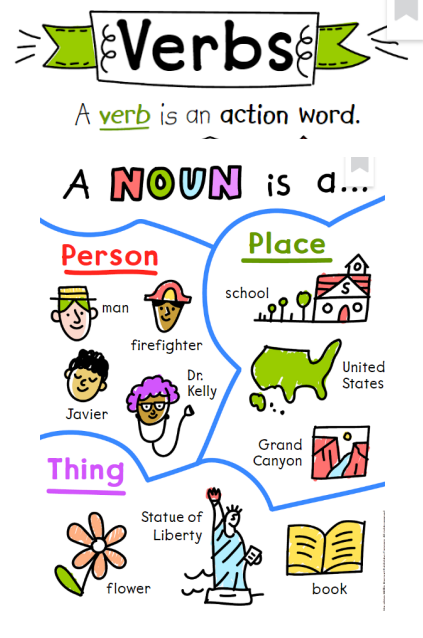
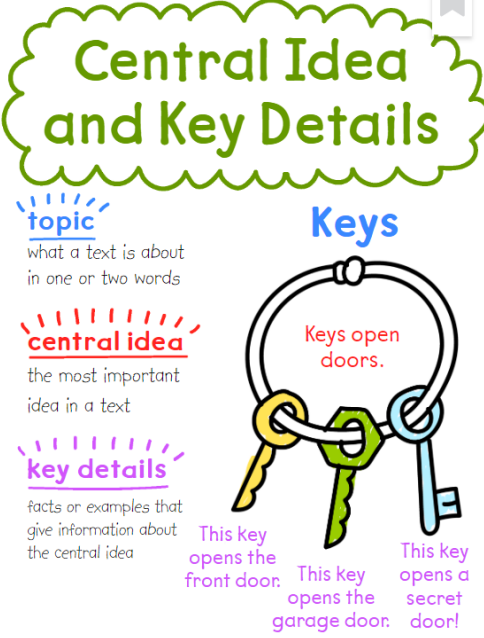
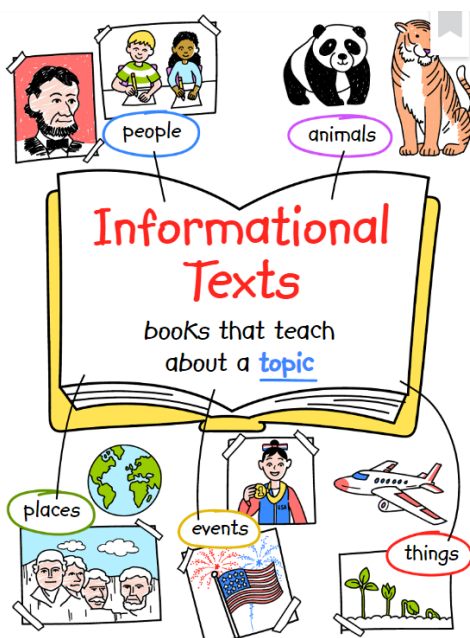
Wednesday:

- Letter M and S handwriting WS
- Choose 1 September Spelling menu attached for spelling words.
- Read Ss story (can be used in reading log.)

Thursday:

- Use 1 September spelling activity for Sight Words and 1 for Spelling Words
- Consonants M and S WS

WEEKLY LEARNING DISCOVERIES::




MODULE 1- WEEK 4

Essential Question:

WHAT WILL I DISCOVER IN KINDERGARTEN?

Weekly Texts :

Reading Comprehension Skill:
Central Idea and Key Details



Genre: Informational Text
Lexile® Measure: 130L
Guided Reading Level: H

Genre: Fiction
Lexile® Measure: NP
Guided Reading Level: G

Reading Comprehension strategy:
Word Meaning Clues

Spelling Words:
mad, sad, dad, pad,
had

Phonics:
Letters M and S

Writing:
Opinion Writing


Grammar:
Nouns and Verbs Review

Vocabulary:
city, country, map

Sight Words:
I, to, up

Name _____

Letter Mm



Make sure
your
lowercase m
has two
curves!

 Trace and write the words.

Mom

man

mud

mop

met




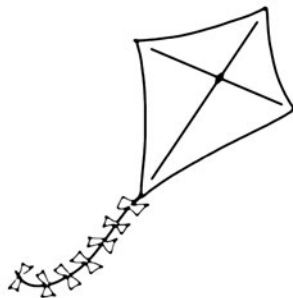


Name _____

Count the Syllables

You can clap to count syllables in words.

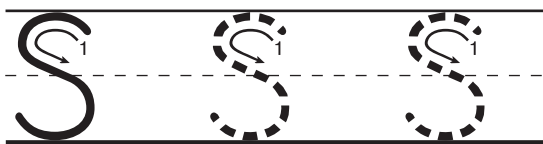
 Name each picture. Clap the syllables.

 Color a circle for each syllable.

<div> <input type="radio"/> <input type="radio"/> <input type="radio"/> <input type="radio"/> </div> 	<div> <input type="radio"/> <input type="radio"/> <input type="radio"/> <input type="radio"/> </div> 
<div> <input type="radio"/> <input type="radio"/> <input type="radio"/> <input type="radio"/> </div> 	<div> <input type="radio"/> <input type="radio"/> <input type="radio"/> <input type="radio"/> </div> 
<div> <input type="radio"/> <input type="radio"/> <input type="radio"/> <input type="radio"/> </div> 	<div> <input type="radio"/> <input type="radio"/> <input type="radio"/> <input type="radio"/> </div> 

Name _____

Letter Ss



Take your
time on the
curves!

 Trace and write the words.

Sam

sun

sip

set

sob

Name _____

Consonants m and s



Mitten

starts with the letter m.



Snail

starts with the letter s.




Name each picture.


Write the first letter of each word.

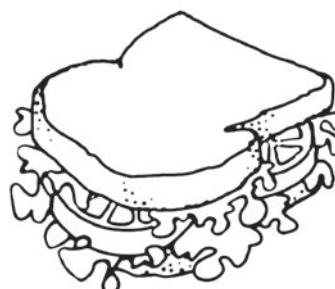














Houghton
Mifflin
Harcourt
hmhco.com

This book belongs to _____



Mm

by Inez Prieto
illustrated by Nila Aye

-Fold-

I see a  .
mitten

1

WORD
WORK



Speed Read

Read these words.

see a the I




Picture Hunt

Which pictures start with Mm?



Mm




Fold


I see a




mop



I see a  mouse



I see  marbles



Fold


I see the
mailbox



I see the
mitten



This book belongs to _____



Ss

by Inez Prieto
illustrated by Nila Aye



I see the

squirrel

WORD
WORK



Speed Read

Read these words.

I see the



Picture Hunt

Which pictures start with Ss?




Ss

I see the



seal

Fold



I see the
snake !



I see the
skunk



I see the
spider .



I see the
snail .

READING LOG

Your child's reading homework each night is to read a book together with you for at least 15-20 minutes. Talk to your child about the books as you read them together. Remember that the only way to become a better reader is to practice reading. Please fill out the following page each night and return it on Fridays with the rest of your child's homework

	Title of Book	Minutes
Monday		
Tuesday		
Wednesday		
Thursday		

Parent Signature: _____

Firma del Padre: _____

September

Spelling Choice Board

Handy Dandy

Write your words once
with your normal hand
& once with your
opposite hand.

Sum Words

Write your words and
then add them up:
Vowels=3
Consonants=1
school=10

Picture Perfect

Draw a fall
picture and
hide your
words
in it.



Word Finder

Write each word and
then write 2 more
words that can be made
from those letters:
match- mat hat

Fancy Fonts

Use your fanciest
handwriting to write
your words with
curly, **BLOCK**,
crazy, or other *fancy*
letters.

Dry Erase

Write your words with
dry erase marker

Parent Initials: _____

Date: _____

Crazy Consonants

Write your words and
circle all the
consonants:

(w)(h) e (r) e

Snappy Apples



Draw some
apples
and write
your words
inside them.

Sandy Speller

Use a stick to write
your words in the
sand.

Parent Initials: _____

Date: _____

Boxed In

Write your words in
boxes that show
their size:

happy

Racing Writer

Use a timer to write
each word as many
times as you can in 30
seconds.

ABC Order

Write your words in
ABC order.