

SECTIONS: KA-KE

NAME: _____

WEEK: 9/11-9/15

Reminders

- Homework is turned in every Friday inside the blue folder.
- Read every day for 15 minutes - Complete Reading log.
- Students need to know how to read the Sight Words.
- Students need to know how to write the spelling words on their own.
- All pages of the homework packet MUST have first and last name on all pages.
- Please print and have ready all the weekly worksheets. Attached please find all weekly worksheets.

Weekly Assessment(s):

- Reading Comprehension Test (Thursday)
- Spelling Test (Friday)
- Sight Word Test (Friday)

TO DO LIST

Monday:

- Read Qq-Uu story (can be used in reading log.)
- Choose 1 September Spelling menu attached for Spelling Words.

Tuesday:

- Choose 1 September activity menu attached for Sight Words
- Count the syllables WS

Wednesday:

- I Can WS
- Choose 1 September Spelling menu attached for spelling words.
- Read Vv-Zz story (can be used in reading log.)

Thursday:

- Use 1 September spelling activity for Sight Words and 1 for Spelling Words
- Handwriting Q-Z ws

WEEKLY LEARNING DISCOVERIES::

can break the rules

Poems do not always use complete sentences.

use words to tell how things look, feel, sound, smell, or taste

can be about anything

can have rhythm

Rhythm is the beat of the poem, like in music!

can rhyme

Words that rhyme have the same end sound.

cat rat hat

Characters

the people, animals, or creatures in a story

Setting

where and when a story takes place

Verbs

A verb is an action word.

I walk

She reads

It jumps

MODULE 1- WEEK 3

Essential Question:


WHAT WILL I DISCOVER IN KINDERGARTEN?

Weekly Texts :

Reading Comprehension Skill:
Story Elements: Characters and Setting



Genre: Poetry



Genre: Fiction

Reading Comprehension strategy:
Word Meaning Clues

Spelling Words:
van, can, man, fan

Phonics:
Identify and Form Letters Q-Z

Writing:
Opinion Writing

Grammar:
Verbs

Vocabulary:
clue, mistake, puzzled

Sight Words:
my, an, ran, for

Name _____

I Can!



A **verb** is an action word. **Verbs** tell what a person does.

 Trace the action words.

 Draw the action words.

I jump.

He reads.



Name _____

Count the Syllables





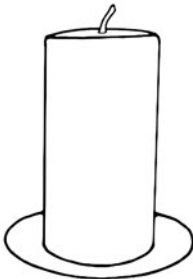

You can clap to count syllables in words.



Name each picture. Clap the syllables.



Color a circle for each syllable.











<div>○ ○ ○ ○</div> 	<div>○ ○ ○ ○</div> 
<div>○ ○ ○ ○</div> 	<div>○ ○ ○ ○</div> 
<div>○ ○ ○ ○</div> 	<div>○ ○ ○ ○</div> 

Name _____

Handwriting: q-z

Form each letter neatly so others can read your writing.

 Write the missing letter for each picture.

 _____ _____ _____ quilt	 _____ _____ _____ abbit
 _____ _____ _____ un	 _____ _____ _____ iger
 _____ _____ _____ mbrella	 _____ _____ _____ an
 _____ _____ _____ atch	 _____ _____ fo _____
 _____ _____ _____ o-yo	 _____ _____ _____ ebra

This book belongs to _____



See the

LETTER
WORK



Letter Hunt

Which letters match? Count them!

Q

R Q R
S Q Q

u

s t u
u u q

R

R U
T Q
R R

t

t t r
t t s

S

S S
U T
S S

q

q r q
s q q


T

T U T
R Q T

r

t s r
r r t

Rr



See the




rock




Uu

See the !
umbrella



Rr

See the .
rain



Ss

See the




slide

See the




teacher



Tt

Fold



Vv-Zz

by Ellie Kim

Vv

See a
van.



van

© Brian Summers/First Light/Getty Images

Fold

This book belongs to

LETTER WORK



Letter Hunt

Which letters match? Count them!

V

V	Z	V
X	V	V

W

X	W	Z
W	y	W

W

W	X	W
Z	Y	W

V

v	x	v
v	z	W

Y

Y	X	Y
Y	Y	Z

X

x	z	W
x	y	x

Z

W	Z	Z
Z	Z	Y

Z


z	W	z
y	z	y



Ww

See a wagon.

© Carrie Garcia/Houghton Mifflin Harcourt



Zz

See a
zebra



© Carrie Garcia/Houghton Mifflin Harcourt

Fold



Ww


See a

whale

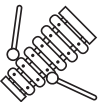


© Carrie Garcia/Houghton Mifflin Harcourt

Xx




See a
xylophone .



© Stephen Brand/EyeEm/Getty Images

Fold

Yy



See a
yo-yo .



© Carrie Garcia/Houghton Mifflin Harcourt

September

Spelling Choice Board

Handy Dandy

Write your words once
with your normal hand
& once with your
opposite hand.

Sum Words

Write your words and
then add them up:
Vowels=3
Consonants=1
school=10

Picture Perfect

Draw a fall
picture and
hide your
words
in it.



Word Finder

Write each word and
then write 2 more
words that can be made
from those letters:
match- mat hat

Fancy Fonts

Use your fanciest
handwriting to write
your words with
curly, **BLOCK**,
crazy, or other *fancy*
letters.

Dry Erase

Write your words with
dry erase marker

Parent Initials: _____

Date: _____

Crazy Consonants

Write your words and
circle all the
consonants:

(w)(h) e (r) e

Snappy Apples



Draw some
apples
and write
your words
inside them.

Sandy Speller

Use a stick to write
your words in the
sand.

Parent Initials: _____

Date: _____

Boxed In

Write your words in
boxes that show
their size:

happy

Racing Writer

Use a timer to write
each word as many
times as you can in 30
seconds.

ABC Order

Write your words in
ABC order.

READING LOG

Your child's reading homework each night is to read a book together with you for at least 15-20 minutes. Talk to your child about the books as you read them together. Remember that the only way to become a better reader is to practice reading. Please fill out the following page each night and return it on Fridays with the rest of your child's homework

	Title of Book	Minutes
Monday		
Tuesday		
Wednesday		
Thursday		

Parent Signature: _____

Firma del Padre: _____