

SECTIONS: KA-KE

NAME: _____

WEEK: 11/7-11/11

Reminders

- Homework is due every Friday in blue folder.
- Read every day for 15 minutes – Complete Reading log.
- Review Sight Words and Letter Sounds daily.
- I-ready weekly 45 min due every Friday.

Weekly Assessment(s):

- Reading Comprehension Test (Thursday)
- Spelling Test (Thursday)

TO DO LIST

Monday:

- Read Cans and Bins
- Beginning and Ending Sounds WS

Tuesday:

- No School

Wednesday:

- Read The Cap
- Beginning and Ending Sounds WS 2
- Plural Nouns WS

Thursday:

- Homework Due in Blue Folder

Friday:

- No School
- Work on Turkey Disguise Project

Due 11/14/22

WEEKLY LEARNING DISCOVERIES::

A **NOUN** is a...

Person

Place

Thing

Central Idea and Key Details

topic
what a text is about in one or two words

central idea
the most important idea in a text

key details
facts or examples that give information about the central idea

Keys
Keys open doors.

This key opens the front door. This key opens the garage door. This key opens a secret door!

Poems

can break the rules

Poems do not always use complete sentences.

use words to tell how things look, feel, sound, smell, or taste

can be about anything

can have **rhythm**
Rhythm is the beat of the poem, like in music!

can **rhyme**
Words that rhyme have the same end sound.
cat rat hat

MODULE 3 - WEEK 3

Essential Question:
What makes a community?

Weekly Texts :

Reading Comprehension Skill:
Central and Key Ideas



Genre: Realistic Fiction
Lexile® Measure: AD570L
Guided Reading Level: M



BIG BOOK POEMS
Genre: Poetry
Lexile® Measure: NP
Guided Reading Level: E

Reading Comprehension strategy:
Main Idea and Details

Spelling Words:
pits, mats, tins, caps

Phonics / Phonological Awareness:
Identify Ending Sounds

Writing:
Informational Writing

Grammar:
Plural Nouns

Vocabulary:
hope, wonderful, worried

High Frequency Words:
did, in, put

READING LOG

Your child's reading homework each night is to read a book together with you for at least 15-20 minutes. Talk to your child about the books as you read them together. Remember that the only way to become a better reader is to practice reading. Please fill out the following page each night and return it on Fridays with the rest of your child's homework

	Title of Book	Minutes
Monday		
Tuesday		
Wednesday		
Thursday		

Parent Signature: _____

Firma del Padre: _____

Always do your best!












Name: _____

Plurals



Color the word that matches the picture.


		
cat cats	boot boots	worm worms
		
flower flowers	cloud clouds	apple apples
		
table tables	grape grapes	sock socks

Name:

BEGINNING, MIDDLE AND ENDING SOUND

Directions: Color or dot the beginning, middle and ending sound for each picture.

Read the sentence and write the new word. Color the picture.



h	e	n
s	a	t

The sun starts to



s	e	t
n	a	g

She had a new



w	o	n
d	e	t

The dog was



l	e	t
j	a	b

Look at the red



v	a	n
l	e	t

We took the cat to the

Name:.....


BEGINNING, MIDDLE AND ENDING SOUND

Director: Fill the circle with the missing letter. Write the missing letter. Color the pictures



m
c
h

.....andy




b
t
p

.....ell



n
s
i

.....kate



f
w
r

.....eindeer




m
k
b

.....itten



s
r
g

.....ift




p
j
a

.....enguin




d
e
v

.....lf



r
c
h

.....at



This book belongs to

Nan is mad.

“Cans! Cans! Cans! See
the cans, Dad?”

WORD WORK

Nan



Speed Read

Read these words.


is it to
can no and




Picture Hunt

Find these pictures in the story.

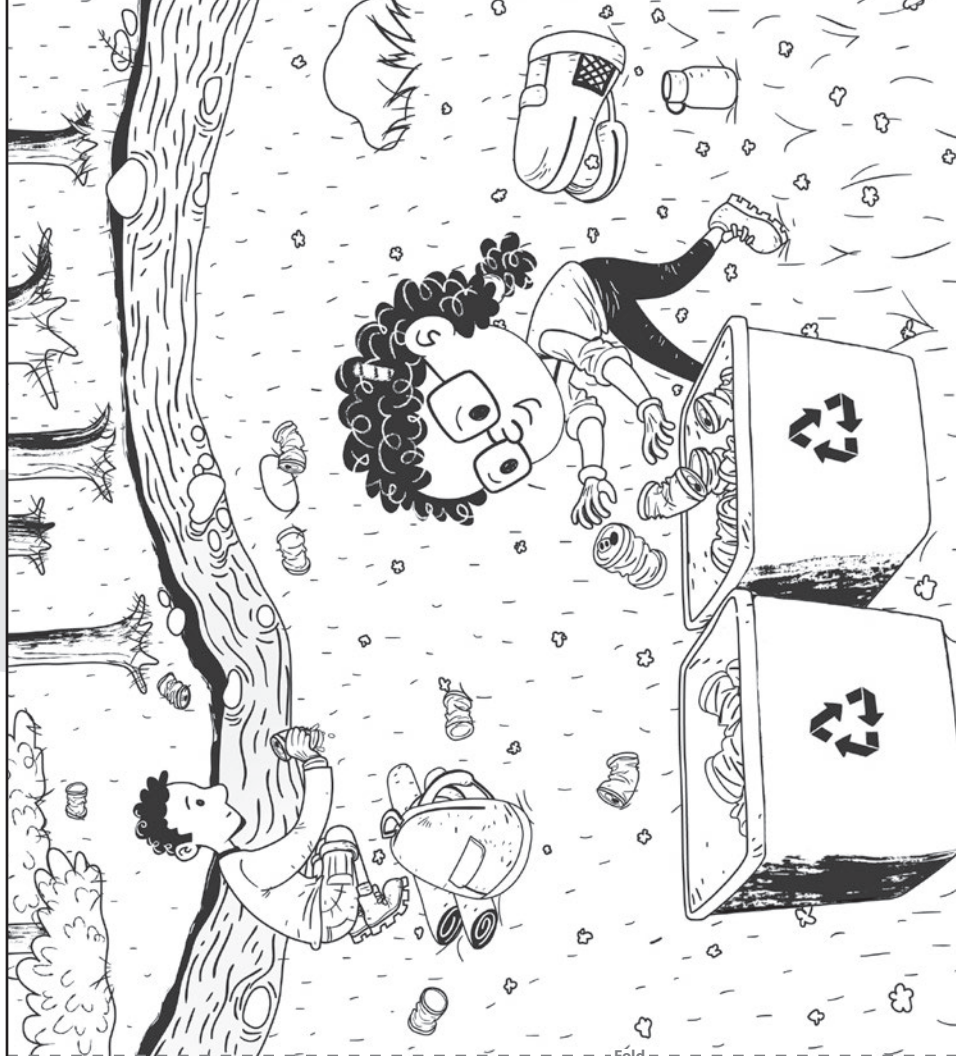
bins cans mats




“Bins! Put the cans in
bins, Nan.”



Nan and Dad sit.



Nan did it. Nan put
cans in bins.



Fold



Did the cans fit? The cans did
fit. The cans fit to the rims!

Nan did it!
“No cans, Dad!”



Fold

This book belongs to

“Nan, did you put fans
and maps in bins?”
Nan did.



Fold

“Nan, can the cap fit in
a bin?”
“No, Dad.”

WORD WORK



Blend and Read

Read these words. What is
the same?

-S

caps bins pans
maps fans



Word Hunt

Find these words in the story.


you no can



—Fold—



"Nan, can pans fit?"
 "Pans can fit, Dad."
 "And the cap, Nan?"



“Nan, can you put the mats
in bins?”
Nan did.



“Dad? The cap can fit in
a bin.”