

MRS. LAZO'S ELA Homework

Name: _____

★ The Week of 10/24 -10/28

REMINDERS:

- IDs must be worn daily.
- Students need to have their iPads fully charged each day.
- Students should bring completed homework to school each day in their purple folder.

ASSESSMENTS:

10/27 – Grammar Test on Adjectives and Articles

HOMEWORK:

Monday –Thursday:

- Reading Log must be completed nightly and turned in on Friday with the homework packet.

Monday- Orange – Read the words and the story. Answer each question by writing complete sentences. Use pencil to underline the evidence of your answers in the story. Find and color the words listed in the box.

Tuesday- Phonics – Short o Rhyming Pumpkins – Color 2 pumpkins in each row that rhyme with the pumpkin at the beginning of the row.

Wednesday- Grammar – Write 5 complete sentences. Use at least 1 adjective in each sentence. Circle the adjective and underline the noun it is describing.

Thursday- Writing – Color by Sight Word and Build a Sentence – Color the picture following the color code. Cut out and paste the words in order, to form a sentence. Write the sentence on the handwriting line.

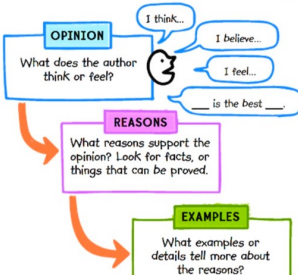
Sections:

1A
1B
1C

WEEKLY READING SKILLS

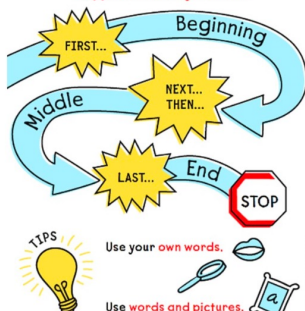
IDEAS and SUPPORT

When authors write to persuade, they want readers to do or believe something.




RETELL

When you retell, you describe what happens in a story in order.



SETTING





HMH MODULE 2:

MY FAMILY, MY COMMUNITY

WEEK 2


LEARNING
MINDSET:
BELONGING

ESSENTIAL QUESTION

How does everyone in my family and community make them special?


MY BOOK

GENRE: INFORMATIONAL TEXT



READ ALOUD BOOK

GENRE: REALISTIC FICTION



MY BOOK

GENRE: INFORMATIONAL TEXT



PHONICS

CONSONANTS: L, H
VOWEL: SHORT O

SIGHT WORDS

do, live, of, our, wants,
what, with, your

FLUENCY

EXPRESSION

WRITING

DESCRIPTIVE ESSAYS

GRAMMAR

ADJECTIVES: COLOR AND
NUMBERS

READING

- IDEAS AND SUPPORT
- TEXT ORGANIZATION
- RETELL
- SETTING
- SOCIAL COMMUNICATION
- ANTONYMS

VOCABULARY

BIG IDEA WORDS: AREA, POPULATION, WORKING

POWER WORDS: CANVAS, CLINIC, COMMUNITY, DECORATED, DIPPED,
GAZED, GLOOM, HEART, MAP, PLACES, PURPOSE, TOWN

SPELLING WORDS

- | | | |
|--------|--------|-----------|
| 1. log | 5. hop | 9. pig |
| 2. not | 6. on | 10. dig |
| 3. top | 7. big | 11. shop |
| 4. hot | 8. sit | 12. block |



Week: _____

Instructions:

Fill in the title, author, and give a rating for each book every day.

Days	Book Title	Author	Opinion
Mondays			♡♡♡♡
Tuesdays			♡♡♡♡
Wednesdays			♡♡♡♡
Thursdays			♡♡♡♡

No Homework on Fridays

♡♡♡♡ = Love

♡♡♡ = Like

♡♡ = O.K.

♡ = Didn't Like

Parent's Signature



Orange



Let's Practice:

can run has they same pumpkins



Say it: I am a reader! I am ready to read!

Sam and Jill look the same.



Sam has on orange.

Jill has on orange, too.

They look like pumpkins.

Sam can go with Jill.

They can run to all the homes.



Name: _____



Write the answers:

1. Who looks the same?

2. What do they look like?

3. How will they get to all the homes?



Find the words:

can

run

has

they

same

pumpkins



You did it! Great job, Reader! 😊


Name _____

Rhyming Pumpkins


Directions: Look at the first pumpkin in each row.
Color 2 pumpkins that rhyme with the first.



Short
o




dog




log




top




hog



box




cob




cat




sob




jam




rob



pot




log



cot




hot




pan



mop




cop



bed



fox



hop

Name _____

Sentences with Adjectives

Write 5 complete sentences. Use at least one adjective in each sentence.

Circle the adjective and underline the noun it is describing.

Handwriting practice lines consisting of 10 sets of three horizontal lines (top solid, middle dashed, bottom solid).

Name _____


Color by Sight Word and Build a Sentence II



Directions: Color by the code.

Unscramble the sentence. Cut and paste in order.

little = 

you = 

are = 



© Annie Moffatt @ The Moffatt Girls 2014

a

pumpkin.

You

little

are