

1st Grade Mathematics
Ms. Kordy
Week of October 17th to October 21st



Dear Parents,
My class will be starting chapter 3 this week. Scholars will be learning how to compare numbers using symbols such as greater than, less than, or equal to. Scholars have been working with the same concepts during Greek math class last week.

Name: _____

Reminders:

1. I will be checking the homework packet every Friday, if there is a homework packet assignment.
2. Please place the homework packet inside the **Math Green Folder**, not other folders. Please make sure to take out the old homework packets from the **Green Folder** and keep them at home every week.
3. Please **don't write** on the checklist inside the **Green Folder**. The checklist will be completed by me every Friday if there is a homework packet assignment.
4. Please ask your scholar to write **only 2 times** the vocabulary of the week **if there is**.
5. Please make sure to print out the homework packet **every Monday** and ask your scholar to keep it in the **Green Folder** at all times.
6. Please make sure to save the username and password for sumdog on your scholar iPads.
7. Please check your email for IXL username and password. Please make sure to save IXL username and password on your scholar's ipads.
8. There will be an **assessment** for Chapter 2 on **Tuesday, October 18th**.

Vocabulary:

Smaller
Fewer
Least
Less
Greater


Monday: Page 1 and Page 2
Tuesday: Page 3 and Page 4
Wednesday: Page 5 and Page 6
Thursday: Page 7 and Page 8
Page 9 for Vocabulary
Friday: Due day

IXL Skills and Seesaw

None

Model and Draw

Compare numbers to find which is less.



$$\begin{array}{r} 43 \\ \hline \end{array} \text{ is less than } \begin{array}{r} 49 \\ \hline \end{array}$$

$$\begin{array}{r} 43 \\ \hline \end{array} < \begin{array}{r} 49 \\ \hline \end{array}$$

How do you know which number is less?



Share and Show

Math Board

Use your MathBoard and to show each number.

	Circle the number that is less.	Did tens or ones help you decide?	Write the numbers.
1.	39 36	tens ones	<u>36</u> is less than <u>39</u> . <u>36</u> < <u>39</u>
2.	80 94	tens ones	_____ is less than _____. _____ < _____
3.	57 54	tens ones	_____ is less than _____. _____ < _____

Greater Than

Go Online

Interactive Examples

Use  if you need to.

Circle the greater number.

Did tens or ones help you decide?

Write the numbers.

1.

22 42

tens ones

_____ is greater than _____.

_____ > _____

2.

46 64

tens ones

_____ is greater than _____.

_____ > _____

3.

88 86

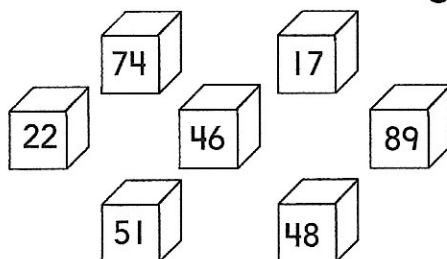
tens ones


_____ is greater than _____.

_____ > _____

Problem Solving

4. Color the blocks that show numbers greater than 47.



5.  **Math** Write a number that is greater than 29. Draw quick pictures to explain.

Lesson Check

6. Circle the number that is less than 52.

Write the numbers.

25

52

64

88

___ is less than ___.

___ < ___

7. Circle the number that is less than 76.

Write the numbers.

100

81

77

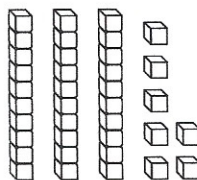
59

___ is less than ___.

___ < ___

Spiral Review

8. What number does the model show? Write the number.



___ tens + ___ ones = ___

9. Count by tens.

Write the missing numbers.

8, 18, 28, ____, ____, 58

Lesson Check

6. Circle the number that is greater than 65.
Write the numbers.

37

49

56

66

___ is greater than ___.

___ > ___

7. Circle the number that is greater than 29.
Write the numbers.

19

20

28

92

___ is greater than ___.

___ > ___

Spiral Review

8. Use . Make groups of ten and ones. Draw your work.
Write how many.


___ ten ___ ones


9. Count forward. Write the number that is missing.


110, 111, ___, 113, 114


I Spy Symbols


Look at the glasses. Write the numbers and $<$, $>$, or $=$.


1 
60 $<$ 64

2 
___ \bigcirc ___

3 
___ \bigcirc ___

4 
___ \bigcirc ___

5 
___ \bigcirc ___

6 
___ \bigcirc ___

Write numbers to make each comparison true.

7 $88 <$ ___


8 ___ $=$ 55

9 ___ $>$ 75

10 ___ $>$ 41



Writing and Reasoning
Write your own problem.



Which Makes It True?

Circle the number that makes the comparison true.

1

$34 > \underline{\hspace{1cm}}$

33

43

2

$\underline{\hspace{1cm}} > 66$

59

81

3

$21 > \underline{\hspace{1cm}}$

31

13

4

$72 > \underline{\hspace{1cm}}$

75

63

5

$\underline{\hspace{1cm}} > 33$

34

22

6

$\underline{\hspace{1cm}} > 91$

86

98



Writing and Reasoning Write a number that is greater than 98.

Which Is Less?

Read the sentence. Circle true or false.
Then write the numbers to make the
comparison true.

1 Eric said 66 is less than 51.

true
false

51 < 66

2 Dan said 44 is less than 46.

true
false

_____ < _____

3 Anna said 81 is less
than 77.

true
false

_____ < _____

4 Shanta said 90 is less
than 70.

true
false

_____ < _____

5 Lars said 22 is less than 33.

true
false

_____ < _____

6 Kerry said 49 is less than
24.

true
false

_____ < _____




Writing and Reasoning Write four numbers that are less
than 61.

Write a number to solve.

9. Nan makes the number 46.
Marko makes a number that is less than 46. What could be a number Marko makes?

10. Jack makes the number 92.
Kit makes a number that has fewer ones than 92. What could be a number Kit makes?



11. Write a number that is less than 67.

How do you know your number is less than 67?



TAKE HOME ACTIVITY • Write 47, 54, 57, and 74 on slips of paper. Show your child two numbers, and ask which number is less. Repeat with different pairs of numbers.

9