



Week of 10/10 - 10/14

Ms. Paraskos

ELA Homework

Name: _____



Lessons of the Week:

Characters

Who?




Characters are the **people, animals, or things** a story is about. Look for clues in the words and pictures to get to know them!



What?

Describe what characters **look like** and what they **think, feel, say, and do**.




Why?

Tell **why** they do what they do.

CHARACTERS

The characters in a story are the people, animals, or things the story is about.



When?

- Before reading
- During reading
- After reading

Why?

- To get information
- To help you understand the text
- To practice being "awake" and thinking while reading
- To be curious and wonder as you read



How?

Use question words to **ASK**:
who what where
why when how

Look around in the text and pictures for evidence, or details, to help you **ANSWER**.

Homework:

Read for 20 minutes each night and fill in the weekly reading log.

Monday: Reading - A Pet Fish and a Pet Bug - Seesaw Reading Fluency Recording. Login to Seesaw and follow the directions to record yourself reading the passage aloud.

Tuesday: Reading - A Pet Fish and a Pet Bug - Reread the passage posted on Seesaw and circle, color, and write a complete sentence to answer the questions about the passage.

Wednesday: Grammar - Verbs - Follow the directions on the page to make a list of verbs and then complete the sentences.

Thursday: Phonics - Short Vowel Sentences - Read the sentences and draw an X next to the sentence that tells about each picture.

Assessments:

10/13 - Grammar Test on Verbs

10/14 - Spelling Quiz and Reading Test


Please check your Archimedean folder for materials to study for your tests and quizzes.

Reminders:

- Students should always have their Archimedean and Purple folders in their backpacks.
- Please check your Archimedean folder every night for papers to either leave at home or sign and return to school.
- Students need to be in uniform each day, including wearing their school ID.
- iPads need to come to school fully charged every day.

Sections:

1D and 1E



HMH MODULE 1:

NICE TO MEET YOU

WEEK 3




ESSENTIAL QUESTION

How can making new friends and learning new things help us?


MY BOOK

GENRE: FAIRY TALE




READ ALOUD BOOK

GENRE: REALISTIC FICTION



MY BOOK

GENRE: SONG



PHONICS

CONSONANTS: R, F, S /Z/
VOWEL: SHORT I

SIGHT WORDS

and, find, for, just, many,
one, she, then

FLUENCY

PHRASING

WRITING

ORAL STORIES

GRAMMAR

ACTION VERBS

READING

- CHARACTERS
- ASKING/ANSWERING QUESTIONS

VOCABULARY

BIG IDEA WORDS: CHALLENGE, EMOTIONS, FRIENDSHIP

POWER WORDS: APPROVE, BEAUTIFUL, CHANGED, CHILLY, COPIED, FLUTTER, FOLDS, GRUMBLED, PADDLED, QUIVERED, SWAYED, UGLY, WEIRD

SPELLING WORDS

- | | | |
|--------|--------|----------|
| 1. it | 5. fit | 9. nap |
| 2. him | 6. pin | 10. cat |
| 3. is | 7. pan | 11. rich |
| 4. sip | 8. an | 12. spin |



Week: _____

Instructions:

Fill in the title, author, and give a rating for each book every day.

Days	Book Title	Author	Opinion
Mondays			♡♡♡♡
Tuesdays			♡♡♡♡
Wednesdays			♡♡♡♡
Thursdays			♡♡♡♡

No Homework on Fridays

♡♡♡♡ = Love

♡♡♡ = Like


♡♡ = O.K.

♡ = Didn't Like

Parent's Signature

Name: _____

1. What is this text about? Circle the correct picture.



2. Where does Lin keep his beetle?

- ☐ a in water
- ☐ b in a box
- ☐ c in bed

3. How does Jon help take care of his fish?

Verbs



A **verb** is a doing or being word. Read these words. They are all **verbs**.

move jump cry help pull push

Which of the following words are **verbs**? Write them down.

jump she then more dig he
hop run here play but lie

.....
.....

Write **verbs** to complete these sentences. Use **verbs** from the list you made above.

Things I do



First I with my dog.



I as fast as I can.



I over the wall.



Then I on one leg.

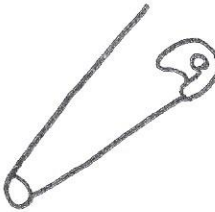




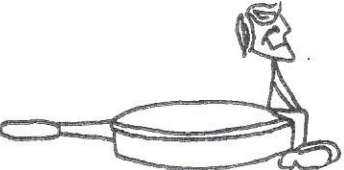


Next I in the sand.



After all that I down.

"X" it.

A pig is big. A pin is big.	<input type="checkbox"/> <input checked="" type="checkbox"/>	
Lin bit the can. Lin hit the can.	<input type="checkbox"/> <input type="checkbox"/>	
The man can dig. The man can sit.	<input type="checkbox"/> <input type="checkbox"/>	
The fin is big. The pin is big.	<input type="checkbox"/> <input type="checkbox"/>	
Pam has a big pig. Pam has a bad wig.	<input type="checkbox"/> <input type="checkbox"/>	
Jim sits on a pin. Jim sat on a pan.	<input type="checkbox"/> <input type="checkbox"/>	
Pat has big hats. Pat has a big mitt.	<input type="checkbox"/> <input type="checkbox"/>	