

SECTIONS: KA-KE

NAME: _____

WEEK: 9/26-9/30

Reminders

- Homework is due every Friday in blue folder.
- Read every day for 15 minutes – Complete Reading log.
- No School Monday 9/26
- Hispanic Heritage Celebration 9/30
- Review Sight Words and Letter Sounds daily.

Weekly Assessment(s):

- Reading Comprehension Test (Thursday)

TO DO LIST

Monday:

- No School

Tuesday:

- Short A WS
- Read At Bat

Wednesday:

- Synonyms WS
- Read Sam

Thursday:

- Short A WS
- Synonyms WS

WEEKLY LEARNING DISCOVERIES::

Synonyms

words with the same meaning



Characters

the people, animals, or creatures in a story



Setting

where and when a story takes place



Make Connections

When you read, make connections to...



something that happened to you



ideas in other texts



something in the world

Theme

The **theme** is the **message** or **lesson** in a story.

To find the **theme**, ask

- What did the main character learn?
- What does the author want me to learn?

Common Themes




MODULE 2 - WEEK 2

Essential Question:

What makes each of us special?

Weekly Texts :



Genre: Fiction
Lexile® Measure: 230L
Guided Reading Level: I



Genre: Informational Text
Lexile® Measure: 190L
Guided Reading Level: H

Reading Comprehension Skill:
Theme

Reading Comprehension strategy:
Identify Topic

Spelling Words:
Review short a words
No test this week

Phonics:
short a words

Writing:
Narrative Writing

Grammar:
Synonyms

Vocabulary:
bother, change, same

Sight Words:
review sight word list
no test this week

Sam

by Dana Schlein
illustrated by Peter Francis



-Fold-

This book belongs to



I am Sam. I am at the

table.

2



"Go to
bed
, Sam!"

Fold

WORD
WORK



Speed Read


Read these words.

the I to go am




Picture Hunt

Which pictures have short a?




7



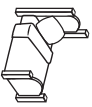
Fold



I go to the mat.



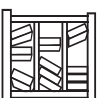
“Go to
bed,
Sam!”



bed



I go to the
bookcase
.



bookcase

Name: _____

Word Work




Read

Spell

Write

Sort

bad	bad			
mad	mad			
tag	tag			
wag	wag			
bag	bag	<div data-bbox="1134 1461 1333 1502">© M. Wilcox 2015</div>	<div data-bbox="1585 1485 1690 1526">Short A</div>	

READING LOG

Your child's reading homework each night is to read a book together with you for at least 15-20 minutes. Talk to your child about the books as you read them together. Remember that the only way to become a better reader is to practice reading. Please fill out the following page each night and return it on Fridays with the rest of your child's homework

	Title of Book	Minutes
Monday		
Tuesday		
Wednesday		
Thursday		

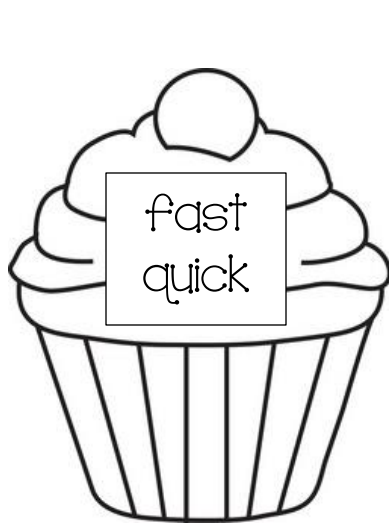
Parent Signature: _____

Firma del Padre: _____

SYNONYMS


Synonyms are words that mean the _____ thing.

Directions: Color the cupcakes with synonyms in orange. Color the cupcakes without synonyms in purple.



At Bat

by Dana Schlein
illustrated by Peter Francis



This book belongs to

See Sam at bat.

WORD WORK



Speed Read

Read these words.

the see go at




Picture Hunt


Which pictures have short a?



Aa



Bam! Go, Sam!



catch


See Tab



ball

!

the



ball

See the

go!




Fold



See the
bird
i

Bam!



Synonym Detective



Name: _____ Date: _____

Instructions:

- As a detective, snoop out the synonym at the bottom of the page that matches a word at the top of the page.
- Glue the synonym under the word that it matches.
- Complete the Learning Target Check

garbage

near

leap

silly

present

father

sniff

road

Learning Target Check: (Circle One)

I can create pairs of synonyms.

YES NO

Write one pair of synonyms. If you still need help with this write one sentence telling your teacher what you need help with.

gift

street

trash

close

jump

smell







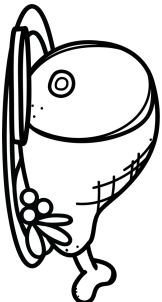

funny

dad

Name _____

Segmenting & Spelling: Short a



1.  <div><div></div><div></div><div></div></div>	2.  <div><div></div><div></div><div></div></div>	3.  <div><div></div><div></div><div></div></div>	4.  <div><div></div><div></div><div></div></div>
5.  <div><div></div><div></div><div></div></div>	6.  <div><div></div><div></div><div></div></div>	7.  <div><div></div><div></div><div></div></div>	8.  <div><div></div><div></div><div></div></div>