



SECTIONS: KA-KE

NAME: _____

WEEK: 9/19-9/23

Reminders

- Homework is due every Friday in blue folder.
- Read every day for 15 minutes – Complete Reading log.
- Review Sight Words and Letter Sounds daily.

Weekly Assessment(s):

- Reading Comprehension Test (Thursday)
- Spelling Test (Friday)
- Sight Word Test (Friday)

TO DO LIST

Monday:

- Letter T worksheet
- Read Letter Tt Story attached

Tuesday:

- Write Spelling Words 3x's each
- Review Sight Words

Wednesday:

- Letter B Worksheet
- Read Letter Bb Story attached

Thursday:

- Write Spelling Words 3x's each
- Review Sight Words

WEEKLY LEARNING DISCOVERIES::

Verbs

A **verb** is an action word.



Characters

the people, animals, or creatures in a story



Setting

where and when a story takes place



Make Connections

When you read, make connections to . . .



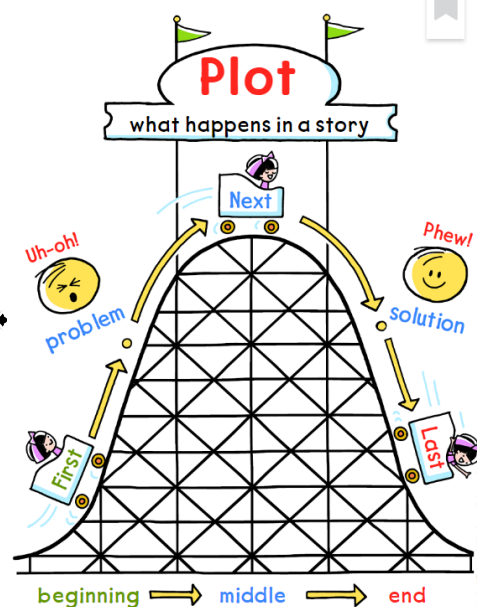
something that happened to you



ideas in other texts



something in the world




MODULE 2 - WEEK 1

Essential Question:

What makes each of us special?

Weekly Texts :



Genre: Fiction
Lexile® Measure: 550L
Guided Reading Level: D



Genre: Persuasive Text
Lexile® Measure: 320L
Guided Reading Level: G

Reading Comprehension Skill:
Plot

Reading Comprehension strategy:
Make Connections

Spelling Words:
Sam, am, cam, ham

Phonics:
Letters T and B

Writing:
Narrative Writing

Grammar:
Verbs Review

Vocabulary:

participate, research, pronounce, celebrate,
different, special

Sight Words:
but, we, did, by, get

READING LOG

Your child's reading homework each night is to read a book together with you for at least 15-20 minutes. Talk to your child about the books as you read them together. Remember that the only way to become a better reader is to practice reading. Please fill out the following page each night and return it on Fridays with the rest of your child's homework

	Title of Book	Minutes
Monday		
Tuesday		
Wednesday		
Thursday		

Parent Signature: _____

Firma del Padre: _____

Always do your best!





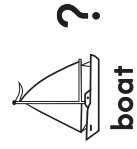

Houghton
Mifflin
Harcourt

hmhco.com

This book belongs to _____

Bb

by Matt Garcia
illustrated by
Constanza Basaluzzo



See my

boat

-Fold-

WORD WORK



Speed Read

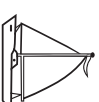
Read these words.

see a the my by




Picture Hunt

Which pictures start with Bb?



Bb

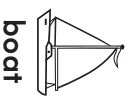


See the




bird

by my




boat

!




See my  i
boat




See the  by my  .
bird bike


-Fold-




See the  by the .

Run  to the !

- Fold -





This book belongs to _____



Tt

by Matt Garcia
illustrated by
Constanza Basaluzzo

A  by the  truck
teddy bear

-Fold-

1

WORD WORK



Speed Read

Read these words.

a the to




Picture Hunt

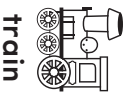
Which pictures start with Tt?



Tt



A




train

by a



top



I carry



my




toys

to the



table

!



A

tiger


by the



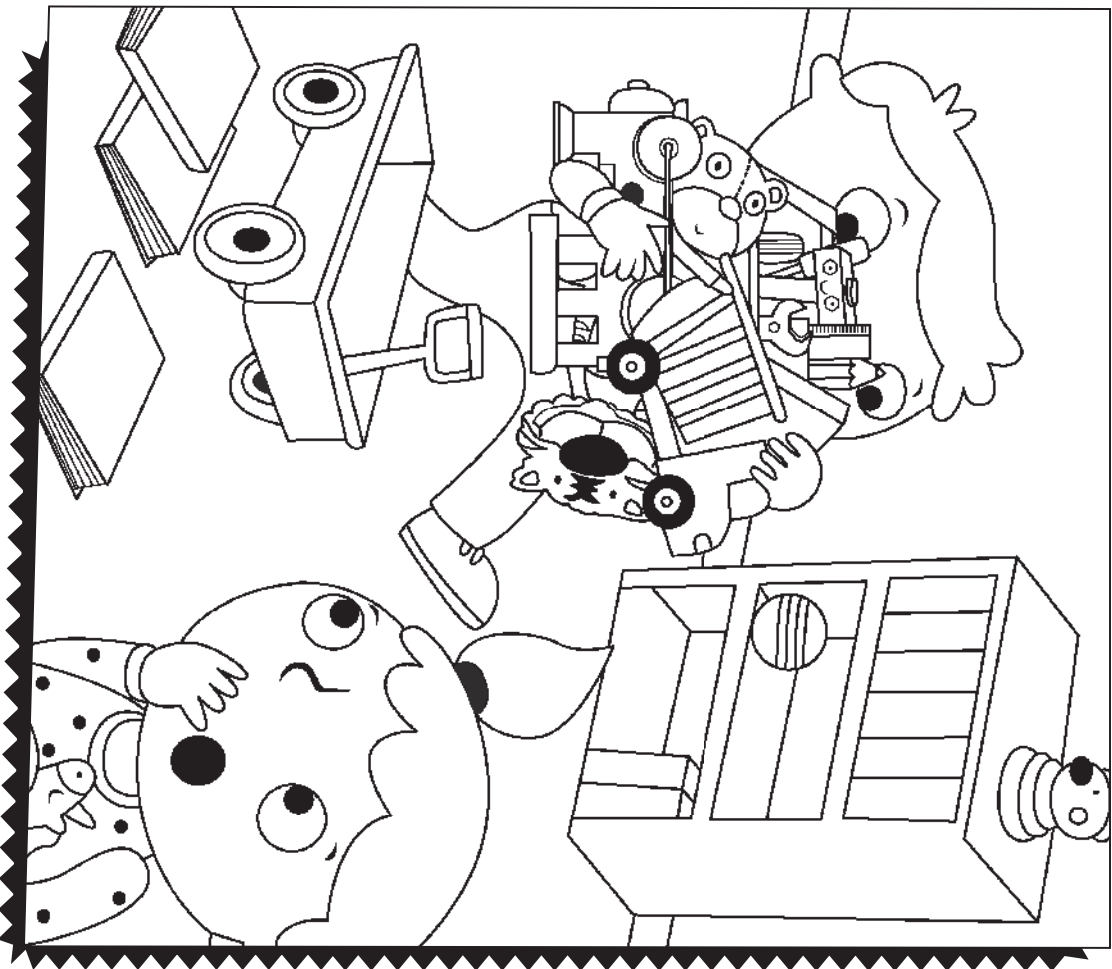
tools

.

-Fold-



A  by a .



- Fold -

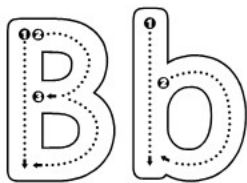
Name: _____



Alphabet Beginning Sounds

Bb

1. Trace it, write it.



2. Write the beginning sound for the picture.



all



anana



at



ook

3. Circle the matching letters.

Bb

d **B** f l S b
b e A b d b
B b R B g

4. Draw something beginning with the letter b.

5. Underline words beginning with the letter b / B.

Bb

bang

sit

blue

time

door

baby

Boston

bell

find

December


egg

Ben

Name: _____

t, b, f


Directions: Look at each picture and circle the beginning letter.
Then, color in the pictures.




t b f




t b f




t b f



t b f




t b f



t b f



t b f



t b f



t b f