

SECTIONS: KA-KE

NAME: _____

WEEK: 9/12-9/16

Reminders

- Homework is due every Friday in blue folder.
- Read every day for 15 minutes – Complete Reading log.
- Review Sight Words and Letter Sounds daily.

Weekly Assessment(s):

Reading Comprehension Test (Friday)

Sight Word Test (Friday)

TO DO LIST

Monday:

- Letter M worksheet
- Read Letter Mm Story attached

Tuesday:

- Noun and Verb Sort WS
- Review Sight Words

Wednesday:

- Letter S Worksheet
- Read Letter Ss Story attached


Thursday:

- Noun and Verb Sort WS
- Review Sight Words

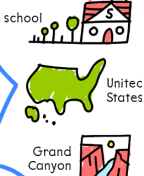
WEEKLY LEARNING DISCOVERIES::

A **NOUN** is a...

Person



Place



Thing



Verbs

A **verb** is an action word.



Central Idea and Key Details

topic

what a text is about in one or two words

central idea

the most important idea in a text

key details

facts or examples that give information about the central idea

Keys

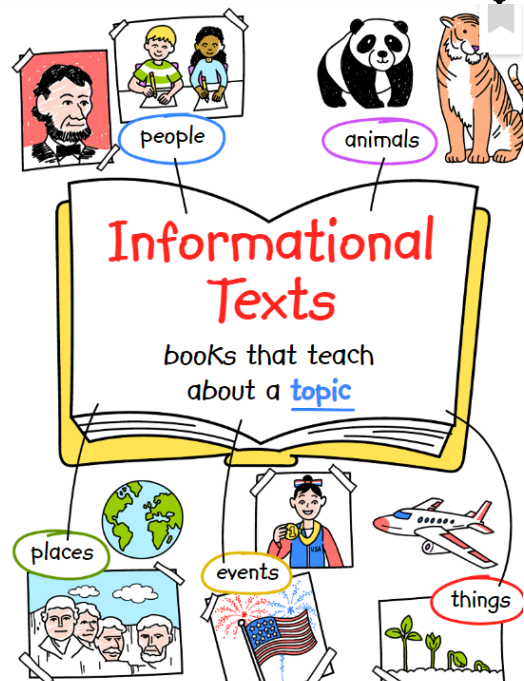
Keys open doors.



This key opens the front door.

This key opens the garage door.

This key opens a secret door!



MODULE 1 - WEEK 4

Essential Question:

What will I discover in Kindergarten?

Weekly Texts :



Genre: Informational Text
Lexile® Measure: 130L
Guided Reading Level: H



Genre: Fiction
Lexile® Measure: NP
Guided Reading Level: G

Reading Comprehension Skill:
Central Idea

Reading Comprehension strategy:
Finding Story Elements

Phonological Awareness:
syllables

Phonics:
Letters M and S

Writing:
Opinion Writing

Grammar:
Nouns and Verbs Review

Vocabulary:
city, country, map






Sight Words:
I, and, up, to

Name _____

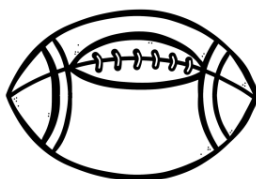








Sort the objects into the correct categories.

Nouns








Verbs









Name _____

Sort the objects into the correct categories.


Nouns



Verbs



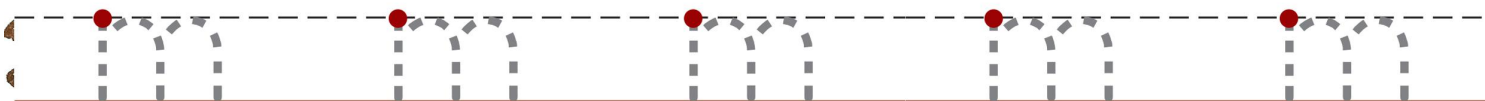
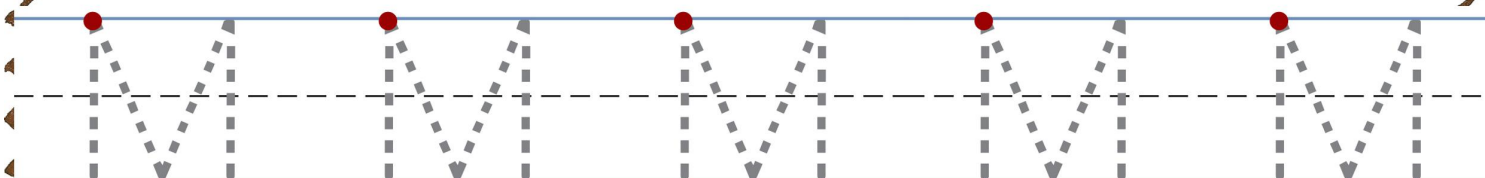
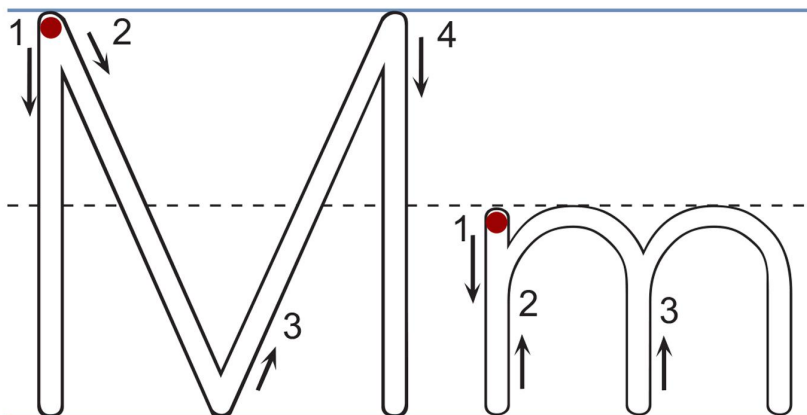
Name: _____



Mm is for monkey



Trace M and m





Find

m M F T
o Y K M
L M I m



Color

mouse






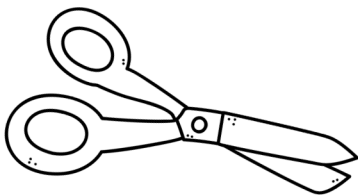




Name _____



Circle the pictures that begin with s.



Pictures – scissors, tree, seahorse, sandwich, spoon, net, sob, submarine, seal.

© Fairy Poppins

READING LOG


Your child's reading homework each night is to read a book together with you for at least 15-20 minutes. Talk to your child about the books as you read them together. Remember that the only way to become a better reader is to practice reading. Please fill out the following page each night and return it on Fridays with the rest of your child's homework

	Title of Book	Minutes
Monday		
Tuesday		
Wednesday		
Thursday		

Parent Signature: _____

Firma del Padre: _____

This book belongs to _____



Ss

by Inez Prieto
illustrated by Nila Aye

I see the  squirrel.

WORD
WORK



Speed Read

Read these words.

I see the




Picture Hunt

Which pictures start with Ss?




Ss


I see the



seal



Fold



I see the
snake !



I see the
skunk .



I see the
spider .



I see the
snail .

This book belongs to _____



I see a  .
mitten

WORD
WORK



Speed Read


Read these words.

see a the I




Picture Hunt

Which pictures start with Mm?



Mm




Fold


I see a




mop



I see a  mouse



I see  marbles



Fold

I see the
mailbox



I see the
mitten

