



Name: \_\_\_\_\_ Class Section: K\_\_\_\_\_

## American Math - Weekly HW 2

Ms. Silvestros

Day:	Assignment:
M	<input type="checkbox"/> Lesson 1.6 (review) - <u>p.14</u> (Labor Day: p.14 review is <u>optional</u> practice but scholar is responsible for knowing the material covered).
T	<input type="checkbox"/> Lesson 1.7 - <u>p.15, p.16</u> ( <u>p.15 is optional</u> : Draw 2 sets of circles ("counters") to add up to 5. Color each set a different color. eg: 2 (red circles) and 3 blue circles). Then write 2 and 3 on lines below.
W	<input type="checkbox"/> Lesson 1.8 - <u>p.17, p.18</u>
Th	<input type="checkbox"/> Lesson 1.9 & 1.10 - <u>p.21</u>
F	<input type="checkbox"/> Turn in completed and signed HW packet today!



NOTES: HW 2

Week of: 9/5/22

Dear Family,  
My class continued Chapter 1 this week. In this chapter, I will show, count, add & write numbers 0- 5.




NOTES:

**Due: Friday, 9/9/22**

\*Follow Directions at the bottom of each page.

Parent Signature: \_\_\_\_\_

# Lesson Check



2

☐

3

☐

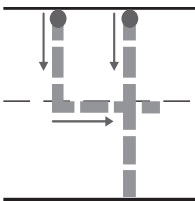
4

☐

5

☐

## Spiral Review

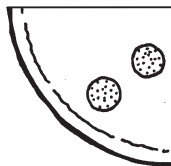


--	--	--	--	--


☐

☐

☐

☐


2

☐

3

☐

4

☐

5

☐

**DIRECTIONS** 1. Count and tell how many animals. Mark under your answer. (Lesson 1.6) 2. Trace the number. How many counters would you place in the five frame to show the number? Mark under your answer. (Lesson 1.3) 3. Count and tell how many pieces of pepperoni. Mark under your answer. (Lesson 1.2)

Name \_\_\_\_\_

**HANDS ON**  
**Lesson 1.7**

**Algebra • Ways to Make 5**



--	--	--	--	--

_____		and		_____
- - - - -				- - - - -
_____				_____

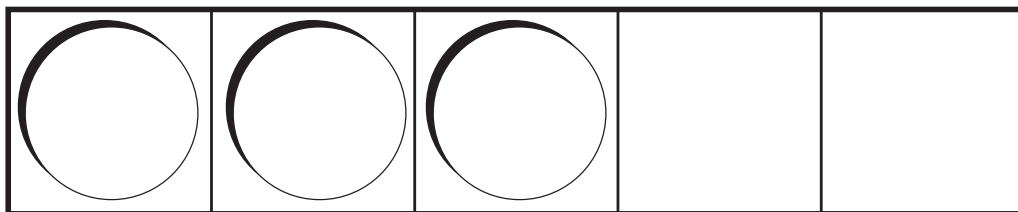


--	--	--	--	--

_____		and		_____
- - - - -				- - - - -
_____				_____

**DIRECTIONS** 1–2. Use two colors of counters to show a way to make 5. Color to show the counters. Write the numbers to show the pair that makes 5.

# Lesson Check



## Spiral Review



2



3



4



5



1



2



3



4



**DIRECTIONS** 1. How many more counters would you place in the five frame to show a way to make 5? Mark under your answer. (Lesson 1.7) 2. Count and tell how many ladybugs. Mark under your answer. (Lesson 1.6) 3. Count and tell how many airplanes. Mark under your answer. (Lesson 1.4)

Name \_\_\_\_\_

**HANDS ON**  
**Lesson 1.8**

**Count and Order to 5**



\_\_\_\_\_

-----

\_\_\_\_\_



\_\_\_\_\_

-----

\_\_\_\_\_



\_\_\_\_\_

-----

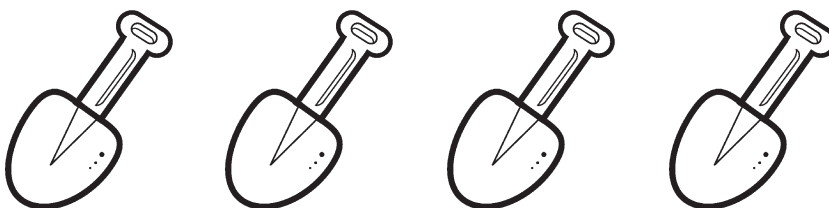
\_\_\_\_\_



\_\_\_\_\_

-----


\_\_\_\_\_



\_\_\_\_\_

-----

\_\_\_\_\_



\_\_\_\_\_

-----

\_\_\_\_\_

**DIRECTIONS** 1. Count the objects in each set. Write the number beside the set of objects. Write those numbers in order beginning with number 1.

## Lesson Check



1, 2, 3, 4, 5

☐

2, 1, 3, 4, 5

☐

3, 2, 1, 4, 5

☐

5, 4, 1, 2, 3

☐

## Spiral Review



2

☐

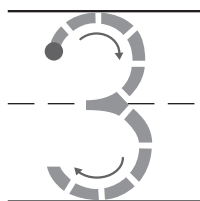
3

☐

4

☐

5

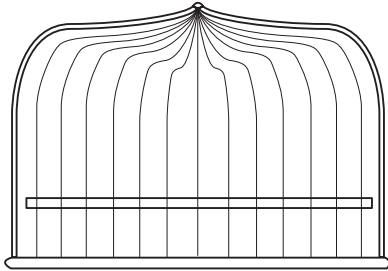
☐

--	--	--	--	--

☐☐☐☐

**DIRECTIONS** 1. Which set of numbers is in order? Mark under your answer. (Lesson 1.8) 2. Count and tell how many stars. Mark under your answer. (Lesson 1.4) 3. Trace the number. How many counters would you place in the five frame to show the number? Mark under your answer. (Lesson 1.3)


# Identify and Write 0



\_\_\_\_\_

\_\_\_\_\_

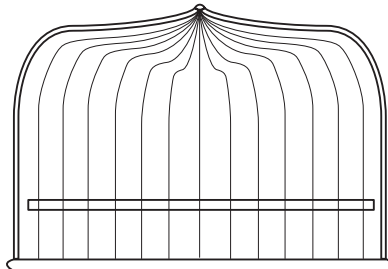
\_\_\_\_\_



\_\_\_\_\_

\_\_\_\_\_

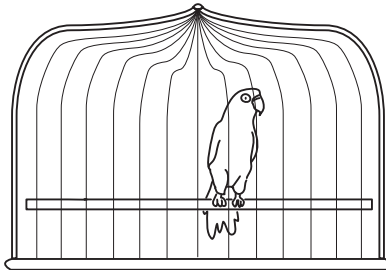
\_\_\_\_\_



\_\_\_\_\_

\_\_\_\_\_

\_\_\_\_\_



\_\_\_\_\_

\_\_\_\_\_

\_\_\_\_\_

**DIRECTIONS** 1–4. How many birds are in the cage? Write the number. Circle the cages that have 0 birds.