

## Weekly Reminders

- Students should know (without looking at it) how to write their first and last name.
- Practice how to read the Sight Words.
- Practice how to write the Spelling Words.
- Practice with your child all letter(s) sounds.
- Print all weekly worksheets and have them ready for your child. Do not complete them ahead of time.
- Please have homework in blue folder completed on Friday.
- Please write name on all worksheets
- Print as many sentence writing paper template as you need
- Please staple all pages of homework

## Weekly Concepts

### Spelling Words for this week:

at, bat, cat, fat, hat, mat

### Sight Words for this week:

the, one, not, my, me, see

### Vocabulary of the Week:

Idea

Offer

### Weekly Story:

A Squiggly Story and One Happy Classroom

**Spelling and Sight Word Test Every Friday.**

### **MONDAY:**

1. Write spelling words in different colors (3x each)
2. Sight Word "one" and "the" Worksheets-pages 1-2

### **TUESDAY:**

1. Sight Word "not" Worksheet-page 4
2. Write sentences with the spelling words WS - page 6
3. Sight Words "my" and "me" Worksheets-pg 5, 8

### **WEDNESDAY:**

1. Practice reading the Sight words with the students (use index cards)
2. Write sentences with the spelling words WS: pg 7
3. Sight Word "see" Worksheet-page 9

### **THURSDAY:**

1. Practice reading the Sight words with the students (use index cards)
2. Write a sentence for each sight word.

### **FRIDAY:**

**Homework Due, Have a good weekend!**

the

one

not

my

me

see

the	one
not	my
me	see

Write your name.



The hat is small.

Directions: Practice writing the sight word and saying it aloud.

the the the the

Write the sight word 3-4 times.

Write a sentence using the sight word and draw a picture.

Blank area for drawing a picture.



Name: \_\_\_\_\_

I will take **one** bite.

one



Trace the word and read the word out loud.

one one one one

Write the word and read the word out loud.

Cut out the letters at the bottom of the page and paste them in the right squares to complete the sentence:

I will take    bite.


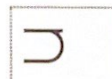
Write your sight word on the blank lines to complete the sentence:

I will take \_\_\_\_\_ bite.

Write a sentence using your new sight word and read it out loud.

Page ②


Cut out letters -> ✂



Name: \_\_\_\_\_

I do **not** like that snake!

not



Trace the word and read the word out loud.

not not not not

Write the word and read the word out loud.

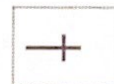
Cut out the letters at the bottom of the page and paste them in the right squares to complete the sentence:

I do    like that snake!

Write your sight word on the blank lines to complete the sentence:

I do \_\_\_\_\_ like that snake!

Write a sentence using your new sight word and read it out loud.





Name: \_\_\_\_\_

my

Is that **my** blue cow?



Trace the word and read the word out loud.

my my my my

Write the word and read the word out loud.

Cut out the letters at the bottom of the page and paste them in the right squares to complete the sentence:

Is that   blue cow?

Write your sight word on the blank lines to complete the sentence:

Is that \_\_\_\_ blue cow?

Write a sentence using your new sight word and read it out loud.






Read the story and fill in the missing "at" words from the word bank.

Pat      cat      fat      rats

This is \_\_\_\_\_.




This is his pet \_\_\_\_\_.



His cat is very \_\_\_\_\_ and

loves to eat \_\_\_\_\_.





-at

Name \_\_\_\_\_

Spelling Worksheet

## Fill in the Blanks

Complete each sentence using the -at words from the word bank.

cat   hat   sat   rat   bat   flat

I hit the ball with a  \_\_\_\_\_.

I  \_\_\_\_\_ in the chair.

The man wore a big  \_\_\_\_\_.

The car's tire was  \_\_\_\_\_.


She has a pet  \_\_\_\_\_.

A  \_\_\_\_\_ ran out of the hole!



Name: \_\_\_\_\_

me



Trace the word and read the word out loud.

me me me me

Write the word and read the word out loud.

Cut out the letters at the bottom of the page and paste them in the right squares to complete the sentence:

Take   to your leader!

Write your sight word on the blank lines to complete the sentence:

Take \_\_\_\_ to your leader!

Write a sentence using your new sight word and read it out loud.

Name: \_\_\_\_\_

The frog can see a fly.

see



Trace the word and read the word out loud.

see see see see

Write the word and read the word out loud.

Cut out the letters at the bottom of the page and paste them in the right squares to complete the sentence:

The frog can    a fly!

Write your sight word on the blank lines to complete the sentence:

The frog can \_\_\_\_\_ a fly!

Write a sentence using your new sight word and read it out loud.





Always do your best!

