



Archimedean PreK

May 10th – 14th

Name: _____



Theme:
Summer
Safety



Homework:

OUR LEARNING

THIS WEEK:

- Letter: All
- Sight word: All

LETTERS:

All letters

SIGHT WORDS:









- I, see, me, a, is, for, the, am, at, like, he, we, be, to, you, she, are, can, and go, no, not, up, us, do, on, into, in, into, big, little, my, was, want, give, have, get, come, down, look

OTHER SKILLS:

- Following directions
- Beginning & ending sounds
- Simple sentences
- CVC words
- Finger spaces between words, period, exclamation mark!

Monday	Tuesday	Wednesday	Thursday	Friday
<ul style="list-style-type: none">• Read the sentence / color the picture• *Sight word practice*Reading log	<ul style="list-style-type: none">*Write the lower case*Write your name & last name. Write a simple sentence letters	<ul style="list-style-type: none">*Seesaw activity*Reading log	<ul style="list-style-type: none">*Write a letter + write a word*practice your name & last name / draw a pictureReading log	HOMEWORK DUE

MY READING LOG


My Reading Log	Book Title	Did You Like it?
Monday		 
Tuesday		 
Wednesday		 
Thursday		 

Read for 15 minutes a night.

Please write the name of the book you read
and color a face to show if you liked it or not.


Return on Friday!


Parent Signature _____



















The fan is yellow.

The cat is red.

The hat is blue.

The bat is red.

The can is yellow.

The mat is blue.

The van is red.

The rat is yellow.

- ① Write the word on the line. ☐
- ② color the picture


Name : _____

Date: _____

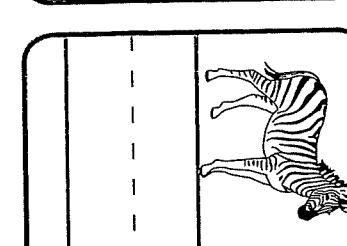

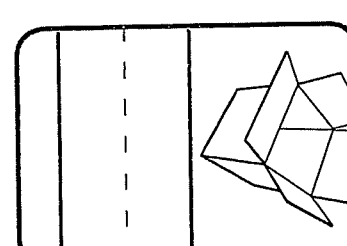
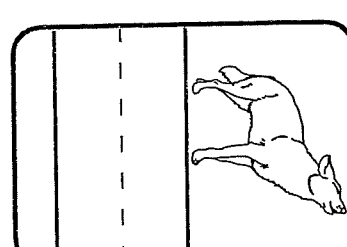

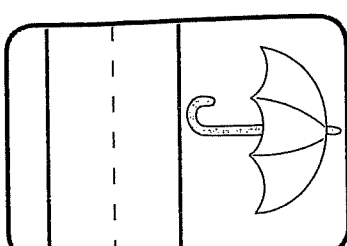
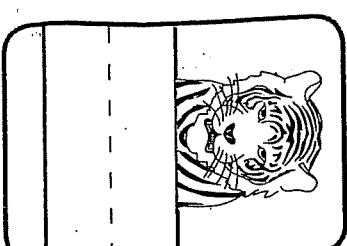
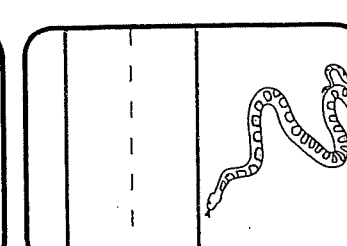
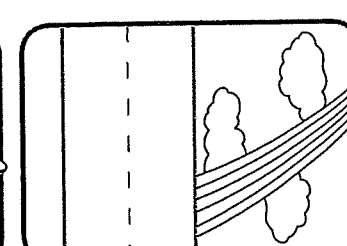
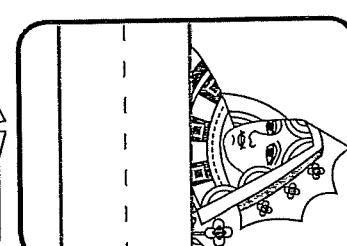
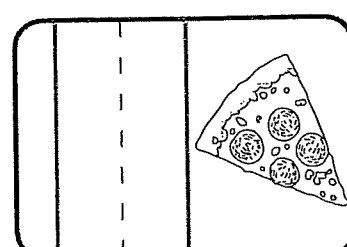
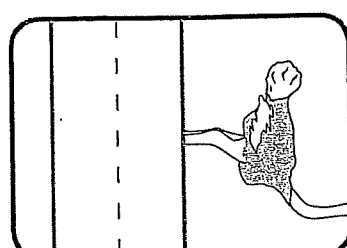
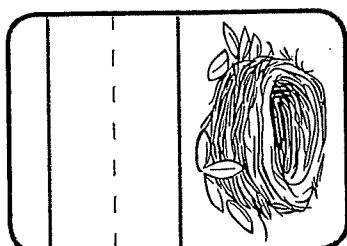
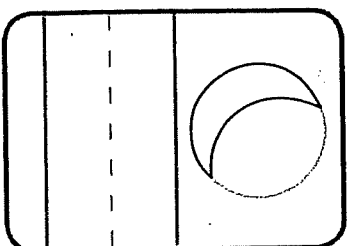
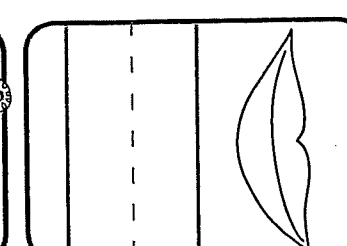

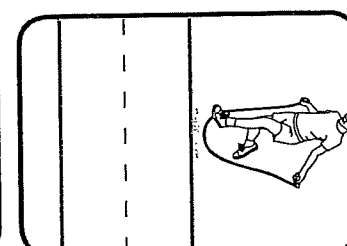
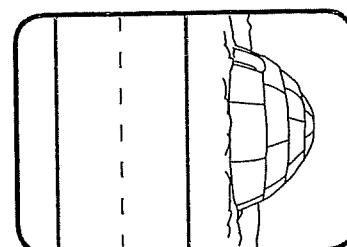
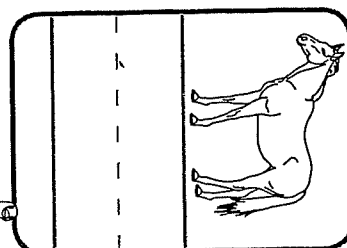
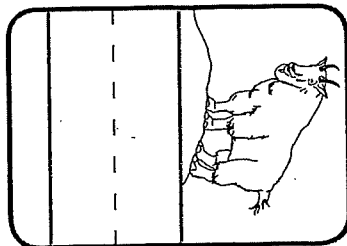
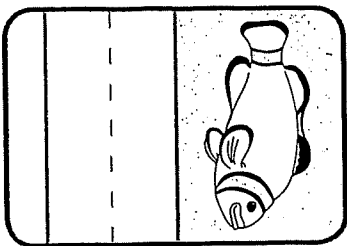
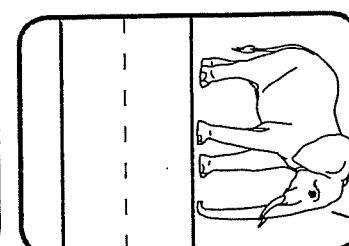


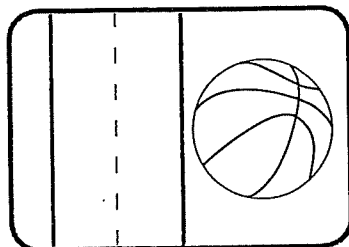
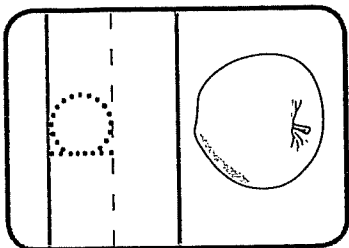
Sight Word Practice #2

1. Students should read the list of sight words out loud to the parent.
2. Parents should check the "Read It" box, only if the child was able to read the word independently. It is OK if they do not have it mastered yet; if they are not able to read it independently, do not check the box. (Students do not check the Read It column)
3. After they practiced reading each sight word aloud, they should write the word in the "Write It" box.


SIGHT WORD	READ IT	WRITE IT
1. play		
2. want		
3. like		
4. on		
5. big		
6. it		
7. got		
8. you		
9. look		
10. are		
11. and		



I know My
ABC's!



Write the lower case letters.



Write your name & last name

/,

Write a simple sentence using: I like

Write a letter



write a word (by sounding out)
that begins with the letter.



1. _____ is for _____.

2. _____ is for _____.

3. _____ is for _____.

4. _____ is for _____.

5. _____ is for _____.

Draw a picture with details. Label your picture



Write your name and last name:

1.

2.

3.

4.