


Archimedean PreK  
October 19<sup>th</sup> – 23<sup>rd</sup>.



Name: \_\_\_\_\_

We're learning...

Important  
Dates:


**NO SCHOOL:**  
**Friday,**  
**October 23<sup>rd</sup>.**

Letters done: A, B, L, M, P, T  
Sight words done: I, See, Me, A

Following directions  
beginning sound  
Name writing  
Doing your best



Homework...



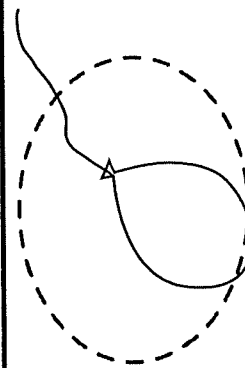
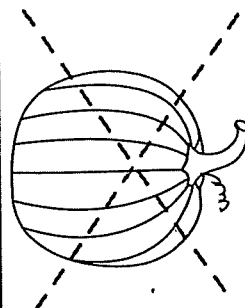
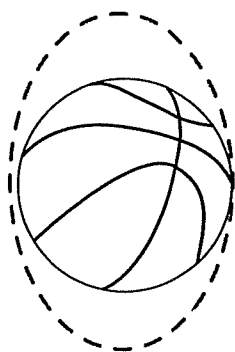
Monday	Tuesday	Wednesday	Thursday	Friday
Listening for beginning sounds (B, A, T, P)	Sight word: see	Sight word: a	Trace the pictures, color	<b>HOMEWORK DUE</b>

# Show What You Know

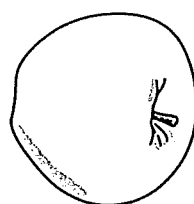
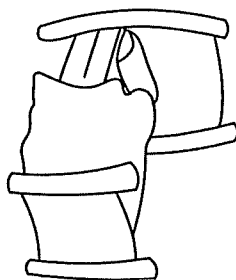

Listen for the Beginning Sound

Monday

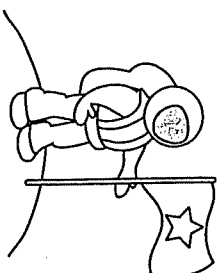

1. Bb



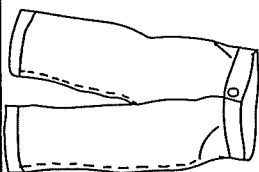

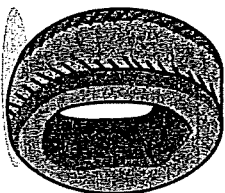
2. Aa



3. Tt



4. Pp



Teacher: Have children point to the letters at the head of Row 1 and say their sound after you (/b/), then have them point to each picture and say its name after you (ball, pumpkin, balloon). If the picture begins with /b/ have children circle it. If it does not, have them put an X on it. Repeat for Rows 2: /a/ (ants, bed, apple); 3: /t/ (two, turtle, astronaut); and 4: /p/ (tire, pizza, pants).


Review

Name: \_\_\_\_\_

Tuesday

see

Trace the Word:



see

see

Write the Word:



Rainbow Writing:

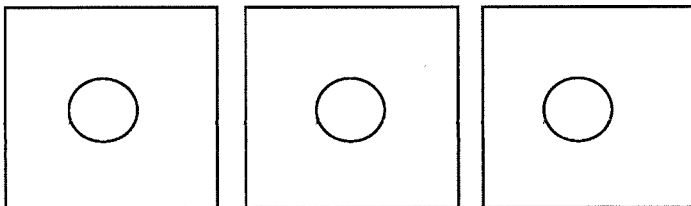


see

see

Circle  
the  
Word

I red am red I am  
see am see I  
I red see am red I  
am I see



Build the Word:



e I e s t d

Review

Name: \_\_\_\_\_


Color with 1 crayon

Name: \_\_\_\_\_

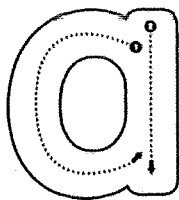
## Sight Word Dab



Directions: Find and dab the sight word.

a	and	a				a	and	a
a	away	a				a	away	a
blue	a	big				blue	a	big
a	and	a	a	and	a	a	and	a
a	away	a	a	away	a	a	away	a
blue	a	big	blue	a	big	blue	a	big

### Trace and Write



★ \_\_\_\_\_

★ \_\_\_\_\_

★ \_\_\_\_\_

### Read and Match

I see a cat. ●

●



I see a dog. ●

●



I see a bug. ●

●






©Teaching With a Mountain View 2016

Wednesday

- ① Trace each picture with markers.  
② Color inside with crayons.

Thursday



Name: \_\_\_\_\_

Color nicely!!