


Week of  
May 18<sup>th</sup> – 22<sup>nd</sup>  
Due May 22<sup>nd</sup>

# MATHnificent Week

## 1<sup>st</sup> Grade Math




### Reminders:

- Cover page is for information purposes only, no need to print.
- Print the classwork or have paper available during the class session to complete class assignments.
- Please have paper, a few sharpened pencils and an eraser available to complete class work.
- The classwork should be uploaded to your scholars' Archimedean account by Friday end of the day.
- I-Ready for this week: 2 **Blue Teacher ASSIGNED** lessons.
- Scholars may use I-ready Learning Games as daily/weekend enrichment or fun mathematics practice during free time.
- In your Archimedean account, under the Resources tab, you will find extra practice and enrichment material that your scholar may complete. These material is *OPTIONAL*.

If you experience any issues using your Archie acct., please email: [support@archimedean.org](mailto:support@archimedean.org)

Thank you for your support and cooperation ;) We have a great week ahead!



Monday	Tuesday	Wednesday	Thursday	Friday
Lesson 15 Getting ready for 2 <sup>nd</sup> grade	I-ready 1 BLUE Teacher Assigned Lesson	Lesson 16 Getting ready for 2 <sup>nd</sup> grade	I-ready 1 BLUE Teacher Assigned Lesson	Lesson 17 Getting ready for 2 <sup>nd</sup> grade

## On Your Own

Read the clock. Write the time.

4.




\_\_\_\_\_

5.



\_\_\_\_\_

6.



\_\_\_\_\_

7.



\_\_\_\_\_

8.



\_\_\_\_\_

9.




\_\_\_\_\_

## Problem Solving



Draw and write to show the time.

10. Liam has soccer practice at half past 10:00.






\_\_\_\_\_



**TAKE HOME ACTIVITY** • Say a time, such as half past 1:00 or 7:00. Ask your child where the clock hands will point at that time.

## On Your Own

Our Weather						
 rainy	<input type="radio"/>	<input type="radio"/>	<input type="radio"/>	<input type="radio"/>		
 sunny	<input type="radio"/>	<input type="radio"/>				
 cloudy	<input type="radio"/>	<input type="radio"/>	<input type="radio"/>	<input type="radio"/>	<input type="radio"/>	<input type="radio"/>

Each ☐ stands for 1 day.



Use the picture graph to answer each question.

4. How many days in all are shown on the graph?

\_\_\_\_\_ days

5. What was the weather for most days? Circle.



6. How many fewer days were  than .



\_\_\_\_\_ days

7. How many  and  days were there?

\_\_\_\_\_ days

## Problem Solving



8. Today is sunny. Robin puts one more  on the graph. How many  days are there now?

\_\_\_\_\_ days



**TAKE HOME ACTIVITY** • Help your child make a picture graph to show the eye color of 10 friends and family members.

## On Your Own

Use the bar graph to answer the questions.

5. How many children chose



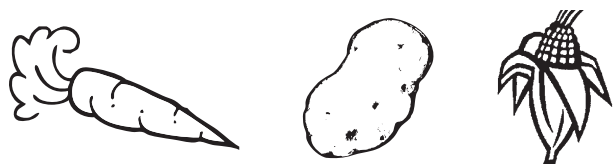
\_\_\_\_\_ children

6. How many children chose



\_\_\_\_\_ children

7. Which vegetable did most children choose? Circle.



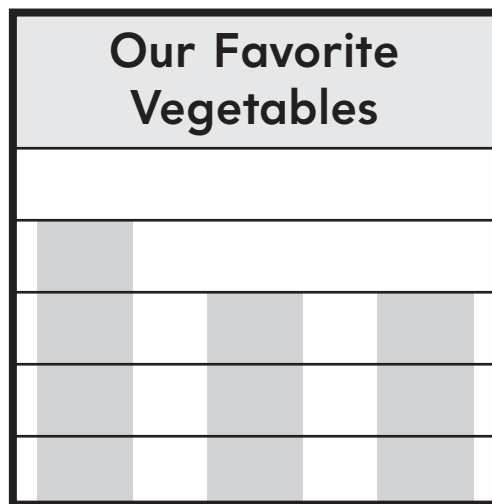
8. Which vegetables were chosen the same number of times? Circle.



Number of Children

5  
4  
3  
2  
1  
0

## Our Favorite Vegetables



carrots potatoes corn

Kinds of Vegetables

## Problem Solving

Real World

Use the bar graph to solve.

9. Brad and Glen both like corn the best. If the boys add this to the graph, how many children will have chosen corn?

\_\_\_\_\_ children



**TAKE HOME ACTIVITY** • Ask your child to decide whether they prefer carrots or potatoes. Then have your child color to add their choice to the bar graph on this page.