

Homework

English Language Arts (KA, KB, KC, KD & KE).
WEEK OF: February 24-28

Weekly Reading Concepts:

Sight Words:

after, every, know, think, many, going,
again, take, wish, just

Vocabulary Words:

1. glance: a quick look.
2. glorious: great beauty, splendor.
3. grunt: a short deep sound.
4. dreary: dull, bleak and lifeless.
5. weary: feeling or showing tiredness.

Letters of the Week:

Jj & Qq

Weekly Story:

The Lorax

Genre:

Fiction

Weekly Writing Concepts:

Spelling Words:

bell, cell, fell, sell, shell, smell, spell, tell, well, yell

Weekly Grammar Concept:

Review Verbs-Action Words

REMINDERS

1. Read for 30 minutes (on a daily basis) is highly recommended.
2. 45 minutes of i-Ready (Reading).
3. Please check the students' blue folders on a daily basis to review with them what they have been learning in class.
4. February Reading Logs are due on Monday, March 2nd.
5. Read Across America Week-03/02-03/06
6. Underline Text Evidence-points will be taken away if it's not completed.
7. Answer all questions in complete sentences-points will be taken away if it's not completed.

MONDAY:

1. "At the Park" Reading Comprehension Worksheet-page 1
2. "Working with Sounds" Worksheet-page 2

TUESDAY:

3. Reading Comprehension Worksheet-page 3
4. "Word Family-ell" Worksheet-page 4

WEDNESDAY:

1. "At the Store" Reading Comprehension-page 5
2. Sight Words Sentences-page 6
3. i-Ready (25 minutes)

THURSDAY:

1. "Shining Verbs"-page 7
2. "Spelling Test" Practice Worksheet-page 8

FRIDAY:

1. i-Ready Reading (20 minutes)

Have a great weekend!!!

Name _____

Directions: Read the story. Then answer the questions in complete sentences.

At the Park

John went to the park with his dad. He liked playing tag with the other children. His favorite thing to do at the park was playing in the sandbox. He also liked when his dad helped him make a sand castle.

1. Where did John go?


2. Who went with John?

3. What did John play with other children?


4. What was John's favorite thing to do?

Name _____

Working with Sounds



Directions: Color the pictures that begin with the sound /w/.





Eeeks! The white spider is coming close to catch the ladybird. Ria: What can I do to save the little ladybird? Ria ran to help! Ria picked up the ladybird from the spider's web. She let the ladybird go. W-r-r-r! The ladybird flew from flower to flower. Ria went: Clap! Clap! Clap! The red and black spotted ladybird was happy and free once again!

Answer the questions given below.

Q. Why was the spider coming close to the ladybird?

A. _____

Q. What did Ria want to do for the ladybird?

A. _____

Q. From whom did Ria save the ladybird?

A. _____

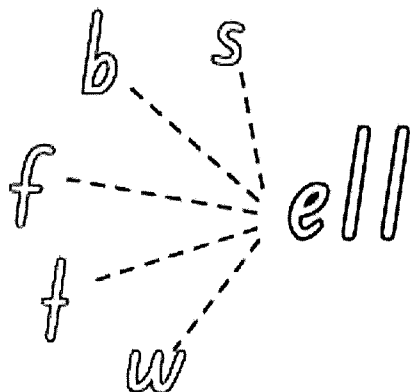
Q. If you were a ladybird, how would you feel if you were caught:
happy or sad?

A. _____

Name: _____

Date: _____

Word Family "ell"



tell _____

bell _____

well _____

fell _____

sell _____

_ell





_ell



_ell



_ell



_ell

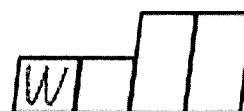
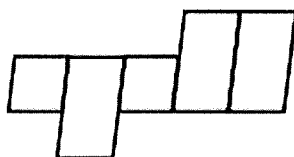
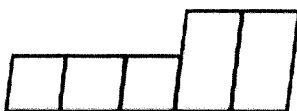

__ells



__ell



__ell



She sells sea shells.

She _____



Name _____

Directions: Read the text 3 times. Color a star after each time you read.

At the Store



Sam and Mom went to the store.



First, they got a cart.

Next, they bought fish, eggs, and ham.



Then, they paid for the food.

Last, they went home.

Answer the questions and color the evidence in the text.

1. Who went to the store? 

☐ Mom

☐ Sam and Mom

2. What did Sam and Mom do first? 

☐ They got a cart.

☐ They paid for the food.

3. What did Sam and Mom buy at the store? 

.....

.....

Illustrate
the story.

Name: _____

Sight Words Sentences

Write a sentence with each sight word.

1.

2.

3.

4.

5.

6.

7.

8.

9.




10.

Do not forget:

- ☐ To use neat handwriting.
- ☐ To leave a space between words.
- ☐ To check that your sentences have an end mark.
- ☐ To check that your sentences have a subject.
- ☐ To check that your sentences have a verb.
- ☐ To check that all your sentences began with a capital letter.

Shining Verbs

Color the stars that have action verbs.



Name: _____

Write the word family on the lines.

ell

Spelling Test

Tell me, tell me:

Can you spell bell?



Can you spell shell?

Can you spell shell?



Can you spell shell?

Give a great big yell!

You can spell

very well!

What else can you do well? Draw it here →



Sight words Practices-Read and do a check mark when you know how to read it.

| <i>SIGHT WORDS</i> | <i>READ & CHECK MARK</i> | <i>SIGHT WORDS</i> | <i>READ & CHECK MARK</i> | <i>SIGHT WORDS</i> | <i>READ & CHECK MARK</i> |
|--------------------|----------------------------------|--------------------|----------------------------------|------------------------|--------------------------------------|
| the | | orange | | is | |
| one | | red | | down | |
| not | | blue | | run | |
| my | | yellow | | funny | |
| me | | black | | help | |
| see | | green | | how | |
| and | | brown | | that | |
| it | | purple | | find | |
| up | | pink | | have | |
| to | | white | | this | |
| look | | where | | three | |
| did | | for | | said | |
| go | | girl | | yes | |
| big | | he | | two | |
| we | | she | | here | |
| little | | they | | away | |


Sight words Practices-Read and do a check mark when you know how to read it.

| <i>SIGHT WORDS</i> | <i>READ & CHECK MARK</i> | <i>SIGHT WORDS</i> | <i>READ & CHECK MARK</i> | <i>SIGHT WORDS</i> | <i>READ & CHECK MARK</i> |
|--------------------|------------------------------|--------------------|------------------------------|--------------------|------------------------------|
| when | | always | | your | |
| be | | some | | has | |
| play | | came | | too | |
| want | | will | | their | |
| come | | long | | call | |
| of | | under | | were | |
| with | | must | | eat | |
| pretty | | fly | | say | |
| on | | ride | | give | |
| boy | | well | | very | |
| do | | from | | get | |
| but | | out | | put | |
| was | | good | | if | |
| all | | him | | ten | |
| what | | her | | soon | |
| are | | there | | than | |
| now | | jump | | his | |

Sight words Practices-Read and do a check mark when you know how to read it.

| <i>SIGHT WORDS</i> | <i>READ & CHECK MARK</i> | <i>SIGHT WORDS</i> | <i>READ & CHECK MARK</i> | <i>SIGHT WORDS</i> | <i>READ & CHECK MARK</i> |
|--------------------|------------------------------|--------------------|------------------------------|--------------------|------------------------------|
| into | | been | | thank | |
| who | | way | | about | |
| would | | should | | think | |
| time | | people | | around | |
| new | | walk | | us | |
| about | | day | | after | |
| five | | do | | grow | |
| ate | | four | | found | |
| then | | them | | over | |
| which | | so | | may | |
| had | | find | | every | |
| by | | stop | | know | |
| nine | | back | | many | |
| first | | once | | going | |
| made | | sleep | | again | |
| other | | cold | | take | |
| our | | many | | wish | |

March Reading Log



Student Name: _____

| Date | Title of the Book | Write a sentence describing what you read. | Parent Initials |
|-------|-------------------|--|-----------------|
| 03/01 | | | |
| 03/02 | | | |
| 03/03 | | | |
| 03/04 | | | |
| 03/05 | | | |
| 03/06 | | | |
| 03/07 | | | |

| | | | |
|-------|--|--|--|
| 03/08 | | | |
| 03/16 | | | |
| 03/17 | | | |
| 03/18 | | | |
| 03/19 | | | |
| 03/20 | | | |
| 03/21 | | | |
| 03/22 | | | |
| 03/23 | | | |
| 03/24 | | | |

| | | | |
|-------|--|--|--|
| 03/25 | | | |
| 03/26 | | | |
| 03/27 | | | |
| 03/28 | | | |
| 03/29 | | | |
| 03/30 | | | |
| 03/31 | | | |