

Name: _____		Section: _____	February 10-14
<b>Monday</b>  <b>Parent Initials:</b> _____	<b>Reading:</b> Reread passage and complete Monday questions  <b>Language Arts-</b> Complete all <u>Monday</u> activities	<b>***Students need to complete 45 minutes of i-ready by Sunday night</b>  <b>No School 2-17-20</b>  <b>Valentine's Day</b>  On Friday, February 14th, we are asking that students bring in Valentine's cards and/or wrapped candy for their classmates ( <b>NO Peanuts</b> ).  Students do not need to create a box  Number of cards/treats needed per class:  2a – 20 students 2B- 20 students 2C- 21 students 2D- 21 students 2E - 27 students	
<b>Tuesday</b>  <b>Parent Initials:</b> _____	<b>Reading:</b> Reread passage and complete Tuesday questions  <b>Language Arts-</b> Complete all <u>Tuesday</u> activities		
<b>Wednesday</b>  <b>Parent Initials:</b> _____	<b>Reading:</b> Reread passage. Complete Wednesday questions  <b>Language Arts:</b> Complete all <u>Wednesday</u> activities		
<b>Thursday</b>  <b>Parent Initials:</b> _____	<b>Reading:</b> Reread passage. Complete Thursday questions  <b>Language Arts:</b> Complete all Thursday activities	<b>Always use text evidence-</b>  Underline and number where you found the answer in the story.  Write in complete sentences.  Restate the questions  Use your best handwriting  <b><u>End of the Week Student Homework Checklist:</u></b>  Did I write in complete sentences? (Yes) (No)  Did I restate the question? (Yes) (No)  Did I give text evidence? (Yes)(No)  Is my work neat? (Yes)(No)  Did I try my best? (Yes)(No)	
<b>Friday</b>  <b>Parent Initials:</b> _____	Have a Great Weekend ☺  Spelling Quiz Tuesday		

## Unit 4 Week 1

### Story

Rain Forest

### Genre

Expository Text

### Story

African Savannas

### Genre

Expository Text

### Story

Alaska: A Special Place

### Genre

Expository Text

## Comprehension Strategy

reread

### Comprehension Skill

compare and contrast

### Vocabulary Strategy

compound words

### Writing Traits

ideas

### Grammar

linking verbs- is, are, am, was, were

### Structural Analysis

re-, un-, dis-, -ful, -less

### Mechanics

capitalization of proper nouns-special places

## SPELLING/ PHONICS

wr, kn, gn,  
mb, sc

silent letters

comb  
crumb  
scene  
scent  
gnat  
sign  
knife  
know  
wrist  
writing  
Bonus  
cube  
music  
don't  
eat  
very

## Vocabulary

eerie- strange and scary

growth- the act of growing

layers- levels or folds on top of each other

lively- full of life or energy

location- a certain place or position

region- a large area

seasons- one of four parts of a year

temperate- not too hot or too cold

## High Frequency Words

many, morning, through, very, sleep, eat, colors, down,  
below, dark

## Oral Vocabulary Words

valleys, harbors, factories, produce, timber



## To Chew or Not to Chew?

Have you ever been told that gum can be bad for you? Read this article and decide for yourself.


You may have heard your dentist tell you that you should not chew gum. Some doctors say that chewing too much gum can hurt your jaw and muscles. Doctors also say sugar in gum can cause **cavities**. Cavities are tiny holes in your teeth that can get bigger. If the holes become deep, you can get a toothache. Ouch! If you take good care of your teeth, you won't ever get cavities. One way to do that is to try and chew sugar-free gum whenever you do chew gum.

Do you ever swallow your gum? Some adults say that chewing gum will last for seven years in your stomach if you swallow it. This is false! But that doesn't mean you should swallow gum. You should never swallow large amounts of gum, but swallowing one small piece won't hurt you.

When you swallow chewing gum, it travels into your stomach. Your stomach is one part of your digestive system. It is your stomach's job to break down food. Your stomach can't break down chewing gum like most foods. That doesn't mean the gum will get stuck. Your digestive system will move the gum through your body just like a piece of fruit, or any other food.

Even though gum is safe to swallow, you should try not to. Gum is made for chewing, not swallowing. Some kids can be too young to understand this and should not have gum. Kids under the age of 5 treat gum like candy and try to swallow it when they are done. If you have a younger brother or sister, always ask an adult before giving them gum.

Chewing and swallowing gum may not hurt you if you don't do it too often. You should always throw away your gum instead of swallowing it, and always try to have sugar-free gum so you can enjoy it without worry. Too much of anything is never good.





Monday	Tuesday
<p>① <b>Before</b> you read, preview the text. What do you think you will learn from this article?</p> <hr/> <hr/>	<p>④ According to the text, what are <b>cavities</b>?</p> <hr/> <hr/>
<p>② Based on the first two sentences, why did the author write this article?</p> <hr/> <hr/>	<p>⑤ Based on the text, what is one way to prevent cavities?</p> <hr/> <hr/>
<p>③ What is one reason dentists say you should not chew gum?</p> <hr/> <hr/>	<p>⑥ According to some adults, what happens to gum when you swallow it?</p> <hr/> <hr/>
Wednesday	Thursday
<p>⑦ What happens to chewing gum if swallowed?</p> <hr/> <hr/>	<p>⑩ If you have a younger brother or sister, what should you do before giving them gum?</p> <hr/> <hr/>
<p>⑧ What system helps move gum through your body?</p> <hr/> <hr/>	<p>⑪ What is the main purpose of this article?</p> <hr/> <hr/>
<p>⑨ Based on this text, is it a good idea to swallow gum?</p> <hr/> <hr/>	<p>⑫ Write one question this article answers.</p> <hr/> <hr/>

## More of My Thinking

Monday	Tuesday

Wednesday	Thursday

## My Progress



MONDAY	TUESDAY	WEDNESDAY	THURSDAY
____ out of 3 correct I need more help with...	____ out of 3 correct I need more help with...	____ out of 3 correct I need more help with...	____ out of 3 correct I need more help with...



Name:

## Weekly Language Review - Q3:2

Date:

Monday	Tuesday	Wednesday	Thursday
<p>Circle the words that need to be <b>capitalized</b>.</p> <p>i got a milkshake at checkers.</p>	<p>Which word could be found on this page of a dictionary?</p>  <p>jump jigsaw jam</p>	<p>Circle the words that need to be <b>capitalized</b>.</p> <p>I love to watch major league baseball.</p>	<p>Which definition matches the underlined word?</p> <div style="border: 1px solid black; padding: 5px;"> <p><b>show</b> (<i>sho</i>) verb. 1. to allow something to be seen. <i>noun</i>. 2. a public entertainment.</p> </div> <p>We are going to put on a <u>show</u> for my parents.</p>
<p>What does the underlined word mean? Use the clues in the sentence to help you.</p> <p>Allie was <u>envious</u> of Katie's new bicycle because she wanted one too.</p>	<p>Highlight the clue that helped you find the meaning of the word <b>envious</b>.</p> <p>Allie was <u>envious</u> of Katie's new bicycle because she wanted one too.</p>	<p>Which compound word means <i>a cloth made to go on a table</i>?</p> <p>silverware clothing tablecloth</p>	<p>Split the compound word into parts. What does it mean?</p> <p><b>cornbread</b></p>
<p>Fill in the missing plural noun.</p>  <p>one <b>person</b></p> <p>two _____</p>	<p>Write the two words that make the contraction.</p> <p>you're _____</p> <p>you've _____</p>	<p>Fill in the missing plural noun.</p> <p>Don't feed all the _____ (goose).</p>	<p>Write the correct word using and apostrophe.</p> <p>Jessie is the pitcher of her team.</p> <p>Jessie is her _____ pitcher.</p>
<p>Which word best completes the sentence?</p> <p><b>myself, herself, himself</b></p> <p>He should give _____ a pat on the back.</p>	<p>Underline the <b>reflexive pronoun</b> in the sentence.</p> <p>The cat licks <u>itself</u> to keep clean.</p>	<p>Which word best completes the sentence?</p> <p><b>yourself, ourselves, itself</b></p> <p>You are going to make _____ sick if you eat too much cake.</p>	<p>Underline the correct word.</p> <p>I am going to make <u>myself/me</u> a snack.</p>
<p>The suffix <b>-less</b> means <i>without</i>, so the word <b>speechless</b> means...</p>	<p>The suffix <b>-ful</b> means <i>full of</i>, so the word <b>careful</b> means...</p>	<p>The suffix <b>-less</b> means <i>without</i>, so the word <b>colorless</b> means...</p>	<p>The prefix <b>un-</b> means <i>not</i>, so the word <b>undecided</b> means...</p>
<p>What is the past tense of <b>break</b>?</p>	<p>Fill in the missing past tense verb.</p> <p>We _____ (go) to the movies yesterday.</p>	<p>What is the past tense of <b>see</b>?</p>	<p>Fill in the missing past tense verb.</p> <p>My mom _____ (speak) with me about keeping my room clean.</p>