



English Language Arts (KA, KB, KC, KD & KE)
Week of: January 13-17

Weekly Reading Concepts:

Sight Words:

his, if, get, than, ten, put, saw, soon

Weekly Story:

Mama, is it Summer Yet?

Letter(s) of the Week:

Bb and Ll

Genre:

Fiction

Weekly Writing Concepts:

Spelling Words:

cop, chop, crop, drop, hop, mop, pop, shop, stop, top

Weekly Grammar Concept:

Pronouns-Take the place of nouns.

REMINDERS

1. Read for 30 minutes (on a daily basis).
2. 45 minutes of i-Ready (Reading).
3. Sight Words Assessment on Friday, please practice reading all the sight words that we have learned throughout the year.
4. Spelling Words Assessment on Friday, please practice writing all the weekly Spelling Words.
5. Underline text evidence.
6. Answer questions in complete sentences.
7. Monday 01/20/2020 No School-Legal Holiday!

MONDAY:

1. "Reading Comprehension" Worksheet-page 1
2. "Thing-Pronoun" Worksheet-page 2
3. i-Ready Reading (10 minutes)

TUESDAY:

1. "Pam's New Pal" Reading Comprehension Worksheet-page 3
2. "Match Word With Picture" Worksheet-page 4
3. "Pronouns"-page 5
4. i-Ready Reading (10 minutes)

WEDNESDAY:

1. "A Cold Day" Reading Comprehension Worksheet-page 6
2. "Color and Connect" Worksheet-page 7
3. "Person-Pronoun" Worksheet-page 8
4. i-Ready Reading (15 minutes)

THURSDAY:

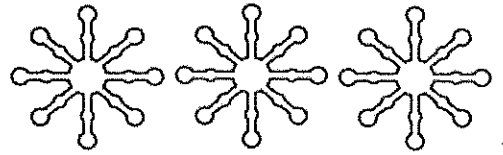
1. "Penguins" Reading Comprehension Worksheet-page 9
2. Spelling Words 3 times each-page 10
3. Sight Words Sentences-page 11
4. i-Ready Reading (10 Minutes)

FRIDAY: No Homework

Have a great weekend!!!


Reading Comprehension

Name: _____



Directions: Read the text 3 times and color the snowflakes.

I see a moose.
The moose is a big animal.
They like to eat plants.
You have to go to the mountains
to see the moose.



1. I see a _____.

2. What do they like to eat?

3. Which one is a moose?

a.



b.




c.



Thing → Pronoun

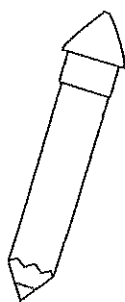
Circle the correct word



We

It


Her



It

His

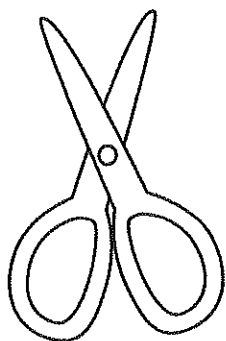
Him



I

We


It



She

It

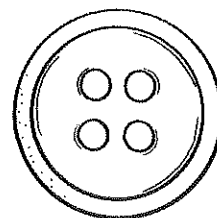
We



You

He

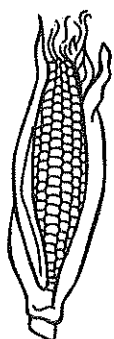
It



We

Him


It



His

It

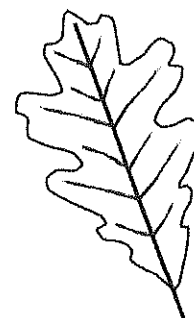
Her



Him

It

You



Me

We


It



It

He

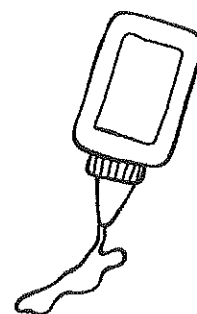
We



Her

He

It



Her

You

It

My name is _____

Color a star each time
you read the story.



I can read about...

Pam's New Pal

Pam has a new pal.

She met her pal at the park.

Pam and her pal run and play.

Pam's new pal is Jen.



1. Where did Pam meet her pal?

☐ at the park ☐ at school


2. Who is Pam's pal?

☐ Jim ☐ Jen

3. What do Pam and her pal do?

☐ run ☐ sit

Write the word.



park

Talk About The Text

(Parents, please ask your child
these questions about the text.)

Is the boy having fun?

How can you tell?

Parent
Signature


Name: _____

Match Word With Picture

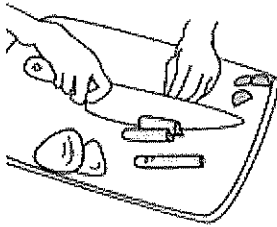
Circle the correct word that matches the picture.




mop map mat



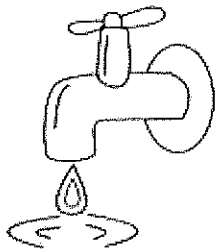
tap top tag



chat cot chop



pot par pop




drag drop dot




hat hop hog


Look at the picture and tick the correct answer.




..... She / He has some books.



..... He / She has a flower.



..... He / She likes candy.



..... He / She has a red car.

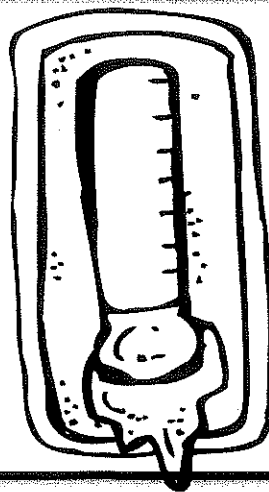
Name _____

Reading Comprehension

Read the short passage and answer the questions.

A Cold Day

It is very cold outside today. I will need to dress warm. I will wear my coat, gloves and scarf. I will even wear my winter boots to grandma's house.






1. Why do I need to dress warm?	<input type="radio"/> it is cold outside <input type="radio"/> it is snowing <input type="radio"/> it is summer
2. What will I wear on my feet?	<input type="radio"/> tennis shoes <input type="radio"/> nothing <input type="radio"/> winter boots
3. Where will I wear my boots?	<input type="radio"/> school <input type="radio"/> grandma's house <input type="radio"/> to the park

Name: _____

Color and Connect

Color each word then pronounce it out loud and connect with the matching picture.



hop

top

mop

pop

cop

Student Name: _____ Date: _____

PERSON → PRONOUN

Circle the correct word

#1



He

She

#2



He

She

#3



He

She

#4



He

She

#5



He

She

#6



He

She


#7



He

She

#8



He

She

#9



He

She

#10



He

She


#11



He

She

#12



He

She


Name _____

Reading Comprehension

Read the short passage and answer the questions.

Penguins

I see the penguin. The penguin is black and white. I will take a picture of the penguin. Do you see the penguin?



1. What do I see?

- ☐ a bear
- ☐ a boy
- ☐ a penguin

2. What color is it?

- ☐ red and white
- ☐ black and white
- ☐ white

3. What will I do?

- ☐ run away
- ☐ take a picture
- ☐ sing

Name: _____

3X Each

Directions: Write each spelling word 3 times

1. _____	1. _____	1. _____
2. _____	2. _____	2. _____
3. _____	3. _____	3. _____
4. _____	4. _____	4. _____
5. _____	5. _____	5. _____
6. _____	6. _____	6. _____
7. _____	7. _____	7. _____
8. _____	8. _____	8. _____
9. _____	9. _____	9. _____
10. _____	10. _____	10. _____

Name _____ Date _____

Sight Word Sentences

Neatly write each of your sight words in sentences.

Circle each sight word.

1. _____

2. _____

3. _____

4. _____

5. _____

6. _____

Check your work!

Did you...

☐ begin each sentence with a capital letter?

☐ leave spaces between your words?

☐ end each sentence with punctuation?

☐ spell your words correctly?

