

Name: _____		Section: _____	Date: January 6-10
Monday Parent Initials: _____	Reading: Reread passage and complete <u>Monday</u> questions Language Arts- Complete all <u>Monday</u> activities	***Students need to complete 45 minutes of i-ready by Sunday night	
Tuesday Parent Initials: _____	Reading: Reread passage and complete Tuesday questions Language Arts- Complete all <u>Tuesday</u> activities	We hope you had a wonderful holiday & a Happy New Year!	
Wednesday Parent Initials: _____	Reading: Reread passage. Complete Wednesday questions <u>ONLY</u> Language Arts: Complete All <u>Wednesday</u> activities		
Thursday Parent Initials: _____	Reading: Reread passage. Complete Thursday questions Language Arts: Complete All <u>Wednesday</u> activities	****Points will be deducted if students do not adhere to the below checklist	
Friday Parent Initials: _____	<p style="text-align: center;">Have a Great Weekend ☺</p> <p style="text-align: center;">Spelling Quiz on Monday</p>	<u>End of the Week Student Homework Checklist:</u> Did I write in complete sentences? (Yes) (No) Did I restate the question? (Yes) (No) Did I give text evidence? (Yes)(No) Is my work neat? (Yes)(No) Did I try my best? (Yes)(No)	

Unit 3 Week 1

Story

Magnets Work!

Genre

Expository Text

Story

I Fall Down

Genre

Expository Text

Story

Move It!

Genre

Expository Text

Comprehension Strategy

reread

Comprehension Skill

author's purpose

Vocabulary Strategy

similes

Writing Traits

organization

Grammar

action verbs

Structural Analysis

contractions: 's, 're, 'll, 've

Mechanics

abbreviations

SPELLING/ PHONICS

long a

nail
train
main
hay
stay
break
steak
weigh
sleigh
prey
Bonus
scrape
strange
good
often
two

Vocabulary

amazing- causing great wonder

force- something that moves or stops a body

measure- to find the size of something

objects- things

proved- showed to be true

speed- fast motion

true- not false or wrong

weight- how heavy something is

High Frequency Words

about, around, good, great, idea, often, part, second,
two, world

Oral Vocabulary Words

college, famous, path, planets, straight

Name:

Nonfiction: Technical Text – Q2:7

Date:

Highlight the details that help you answer this week's questions.

How to Make Stained Glass Cookies

If you love chocolate and marshmallows, try making this sweet no-bake treat.

What you need:

- Wax paper
- Three clips (potato chip bag clips work great)
- 1 large package of chocolate chips
- 1 stick of butter
- 1 bag of colored marshmallows
- 1 bag of coconut



Instructions

1. Put the bag of marshmallows in a large bowl. Make sure there is still room left in the bowl after the marshmallows are in it.
2. Tear three sheets of wax paper. Spread the coconut over the middle of the wax paper.
3. Melt the chocolate chips and butter on the stove. Stir them every couple of minutes. When the chocolate chips and butter have melted, pour the chocolate over the marshmallows. Stir the chocolate and the marshmallows together.
4. Once all the marshmallows are covered in chocolate, put the mixture on the wax paper. You will want to pour the chocolate marshmallow mixture over the coconut that is on the wax paper.
5. Pull the wax paper up on each side. The mixture should look like a log roll in the middle.
6. Use the clips (chip bag holders) to hold the roll in place. Use the clips to keep the paper from opening.
7. Place your rolled-up mixture into the refrigerator overnight.

When you are ready to eat them, take your roll out of the refrigerator and unwrap it. It should look like a log. Then, have an adult slice the log with a knife. The slices should look like round cookies. You will see lots of colors in between the chocolate. You now have stained glass cookies!

Monday	Tuesday
<p>Before you read, preview the text. What do you think you will learn from this article?</p> <hr/> <hr/>	<p>What edible items will you need to make these cookies?</p> <hr/> <hr/>
<p>Who might enjoy this text?</p> <hr/> <hr/>	<p>In which step will you spread the coconut onto the wax paper?</p> <hr/> <hr/>
<p>What non-food items will you need to make these cookies?</p> <hr/> <hr/>	<p>How often should you stir the chocolate chips and butter?</p> <hr/> <hr/>
Wednesday	Thursday
<p>What should you do after you pour the chocolate over the marshmallows?</p> <hr/> <hr/>	<p>How are clips helpful in making these cookies?</p> <hr/> <hr/>
<p>What is step 4?</p> <hr/> <hr/>	<p>How long will the mixture need to stay in the refrigerator?</p> <hr/> <hr/>
<p>What should the mixture look like when you pull the wax paper up on each side?</p> <hr/> <hr/>	<p>Why do you think these cookies are called "stained glass cookies"?</p> <hr/> <hr/>

More of My Thinking

Monday	Tuesday
Wednesday	Thursday


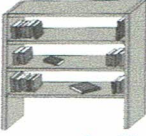

My Progress

MONDAY	TUESDAY	WEDNESDAY	THURSDAY
____ out of 3 correct I need more help with...	____ out of 3 correct I need more help with...	____ out of 3 correct I need more help with...	____ out of 3 correct I need more help with...

Name:

Weekly Language Review - Q2:7

Date:

Monday	Tuesday	Wednesday	Thursday
<p>Circle the words that need to be capitalized.</p> <p>i love to eat turkey on thanksgiving.</p>	<p>Which word could be found on this page of a dictionary?</p>  <p>clean crawl cups</p>	<p>Circle the words that need to be capitalized.</p> <p>we will be visiting my family in new york for hanukah.</p>	<p>Which definition matches the underlined word?</p> <div style="border: 1px solid black; padding: 5px;"> <p>watch (<i>wach</i>) <i>verb</i>. 1. look at something over a period of time. <i>noun</i>. 2. a small timepiece worn on your wrist.</p> </div> <p>My new <u>watch</u> is made of gold.</p>
<p>What does the underlined word mean? Use the clues in the sentence to help you.</p> <p>The boat sailed calmly on the <u>tranquil</u> lake.</p>	<p>Highlight the clue that helped you find the meaning of the word tranquil.</p> <p>The boat sailed calmly on the <u>tranquil</u> lake.</p>	<p>Which compound word means <i>any time after noon</i>?</p> <p>afternoon downstairs anywhere</p>	<p>Split the compound word into parts. What does it mean?</p> <p>lampshade</p>
<p>Fill in the missing plural noun.</p>  <p>one shelf</p> <p>two _____</p>	<p>Fill in the missing plural noun.</p> <p>The _____ (child) are going on a fieldtrip.</p>	<p>Fill in the missing plural noun.</p>  <p>one mouse</p> <p>two _____</p>	<p>Fill in the missing plural noun.</p> <p>The three _____ (deer) ran through the forest.</p>
<p>The prefix <i>re-</i> means <i>again</i>, so the word remake means...</p>	<p>The prefix <i>un-</i> means <i>not</i>, so the word unafraid means...</p>	<p>The prefix <i>un-</i> means <i>not</i>, so the word uncommon means.....</p>	<p>Add the prefix <i>un-</i> to reverse the meaning of these verbs.</p> <p>___zip ___bend ___cover</p>
<p>Write the two words that make the contraction.</p> <p>couldn't _____</p> <p>we're _____</p>	<p>Fill in the missing word using an apostrophe.</p> <p>The kickball belongs to the school.</p> <p>It is the _____ kickball.</p>	<p>Write the contraction.</p> <p>he will _____</p> <p>cannot _____</p>	<p>Underline the correct word.</p> <p>The cat's/cats stripes are orange.</p>
<p>Circle correctly spelled pronoun.</p> <p>That is your coat.</p> <p>That coat is <u>your's/yours</u>.</p>	<p>Circle correctly spelled pronoun.</p> <p>This is our house.</p> <p>This house is <u>our's/ours</u>.</p>	<p>Circle correctly spelled pronoun.</p> <p>Those are her shoes.</p> <p>Those shoes are <u>her's/hers</u>.</p>	<p>Circle correctly spelled pronoun.</p> <p>This is their car.</p> <p>This car is <u>theirs/their's</u>.</p>