

Name:		Section:	November 18-22
Monday Parent Initials:	Reading: Reread passage and complete Monday questions <u>ONLY</u> Language Arts- Complete all <u>Monday</u> activities	***Students need to complete 45 minutes of i-ready by Sunday night Important! 11-28 and 11-29- No school 12-12-19 – Field Trip Please turn in Fieldtrip form and monies to your homeroom teacher no later than November 18th. Forms are on Archie	
Tuesday Parent Initials:	Reading: Reread passage and complete Tuesday questions <u>ONLY</u> Language Arts- Complete all <u>Tuesday</u> activities		
Wednesday Parent Initials:	Reading: Reread passage. Complete Wednesday questions <u>ONLY</u> Language Arts: Complete all <u>Wednesday</u> activities		
Thursday Parent Initials:	Reading: Reread passage. Complete Thursday questions <u>ONLY</u> Language Arts: Complete all Thursday activities	Always use text evidence- Underline and number where you found the answer in the story. Write in complete sentences. Restate the questions Use your best handwriting <u>End of the Week Student Homework Checklist:</u> Did I write in complete sentences? (Yes) (No) Did I restate the question? (Yes) (No) Did I give text evidence? (Yes)(No) Is my work neat? (Yes)(No) Did I try my best? (Yes)(No)	
Friday Parent Initials:	Have a Great Weekend ☺		

Unit 2 Week 5

Story

Cats and Kittens

Genre

Poetry

Story

Beetles

The Little Turtle

Gray Goose

Genre

Poetry

Comprehension Strategy

reread

Comprehension Skill

key details

Vocabulary Strategy

multiple meaning words

Writing Traits

word choice

Grammar

possessive nouns

Structural Analysis

compound words

Mechanics

apostrophes with possessive nouns

Vocabulary

behave- to act in a certain way

flapping- moving up and down

express- to say or show

feathers- the soft, light covering of a bird

poem- a form of writing that expresses imagination or feelings

rhythm- the repeating accents, or beats, in a poem

rhyme- having the same ending sounds

word choice- the use of rich, colorful, exact words

High Frequency Words

bird, far, field, flower, grow, leaves, light, orange,
ready, until

Oral Vocabulary Words

alarm, howling, knobby, munch, problem

The Bad Grade

I looked at my Science test in shock. There it was in the top right-hand corner in red ink: D.

I looked at the name on the paper. Did the teacher just give me the wrong paper back? Nope. That was my name: Emilee Rodgers. Just as I had written it three days before.

I read over my answers again.

"If you have any questions, let me know!" Mr. Gilbert said to the class.

Before lunch, I walked over to his desk.

"Mr. Gilbert?" my words came out like I had asked a question.

"Yes, Emilee," he said and smiled.

"I don't understand how I got a 'D' on this test. I studied for hours, and I--"

Mr. Gilbert interrupted, "Emilee, you are usually such a great student. What happened with this test?"

I looked down at my shoes. I didn't have an answer--except that maybe he was wrong. He had to be wrong! It's the only thing that made any sense! My answers were right. I knew this stuff. I took a deep breath.

"Would you please look at my answers again?"

"Emilee," Mr. Gilbert sighed. "I already graded the paper once. You know, sometimes, we all just have a bad day. And that's okay because you'll do better on the next test, I'm sure. You've done great on all the others!"

"But, Mr. Gilbert, I would really appreciate it because I think some of these answers are marked wrong when they're not, and--" I started.

"Emilee, I'm sorry, but there isn't time for me to grade it again right now. And I'm sure the grade wouldn't change anyway. My answer key has never been wrong before. Besides, you need to go to lunch. We'll talk later."

Maybe Mr. Gilbert was right. Maybe I just had a bad day. But I remember feeling so confident before the test. I just know this grade can't be right! I can't give up!

"Mr. Gilbert, please? I'm begging you now. I know that I did better than this, for real!"

"Okay. This has never happened to you before, so I'll check it again. Just don't be too upset if your grade doesn't change."

I handed my paper to Mr. Gilbert. He walked back over to his desk, took out the answer key, and checked my test again.

"Huh," he said, "How can this be? I must have used the wrong answer key! Many of these answers are right after all."

Mr. Gilbert turned to me and said, "Looks like I was the one having a bad day."

Monday	Tuesday
<p>Before you read, preview the text. What do you think this story will be about?</p> <hr/> <hr/>	<p>Why is Emilee so surprised she got a bad grade on her test?</p> <hr/> <hr/>
<p>Using a timer, see how long it takes you to read the entire story. Record your time below. Ask someone for help.</p> <p>_____ minutes _____ seconds</p>	<p>What time of day does this story take place?</p> <hr/> <hr/>
<p>What is Emilee's problem at the beginning of the story?</p> <hr/> <hr/>	<p>Why does Emilee feel Mr. Gilbert made a mistake when grading her test?</p> <hr/> <hr/>
Wednesday	Thursday
<p>Does Mr. Gilbert agree with Emilee and think he made a mistake?</p> <hr/> <hr/>	<p>Using a timer, see how long it takes you to read the entire story. Record your time below. Did your time improve?</p> <p>_____ minutes _____ seconds</p>
<p>Why doesn't Mr. Gilbert want to check Emilee's test again?</p> <hr/> <hr/>	<p>How were Mr. Gilbert and Emilee's feelings about rechecking the test different?</p> <hr/> <hr/>
<p>Why does Mr. Gilbert finally agree to recheck Emilee's test?</p> <hr/> <hr/>	<p>Why did Emilee get a bad grade?</p> <hr/> <hr/>

More of My Thinking

Monday	Tuesday

Wednesday	Thursday





My Progress

MONDAY	TUESDAY	WEDNESDAY	THURSDAY
____ out of 3 correct I need more help with...	____ out of 3 correct I need more help with...	____ out of 3 correct I need more help with...	____ out of 3 correct I need more help with...

Name:

Weekly Language Review - Q2:4

Date:

Monday	Tuesday	Wednesday	Thursday
<p>Is the underlined verb past, present, or future tense?</p> <p>My mom <u>watches</u> my sister dance every Monday.</p>	<p>Write an adjective to describe the face.</p> 	<p>Underline the verb in the sentence.</p> <p>Jamie cooked dinner.</p>	<p>Circle the adjective in the sentence.</p> <p>The sharp scissors cut the paper.</p>
<p>Circle the words that need to be capitalized.</p> <p>i ate a snickers at the movies.</p>	<p>Which word could be found on this page of a dictionary?</p>  <p>type truck tape</p>	<p>Circle the words that need to be capitalized.</p> <p>jim lives near lake michigan.</p>	<p>Which definition matches the underlined word?</p> <div style="border: 1px solid black; padding: 5px;"> <p>park (<i>park</i>) <i>noun</i>. 1. a large green area in a town used for enjoyment. <i>verb</i>. 2. to stop a car for some time.</p> </div> <p>Let's go play at the <u>park</u>.</p>
<p>What does the underlined word mean? Use the clues in the sentence to help you.</p> <p>The pool party is <u>postponed</u> until next week because it is raining today.</p>	<p>Highlight the clue that helped you find the meaning of the word postponed.</p> <p>The pool party is <u>postponed</u> until next week because it is raining today.</p>	<p>Which compound word means <i>a door in the back of something</i>?</p> <p>backpack backdoor backbend</p>	<p>Refer to a dictionary for the correct spelling of the missing word.</p> <p>Valentine's Day is in _____</p> <p>February Febuary Febraury</p>
<p>Fill in the missing plural noun.</p>  <p>one scissors</p> <p>two _____</p>	<p>Fill in the missing plural noun.</p> <p>I counted the _____ (penny) in the jar.</p>	<p>Fill in the missing plural noun.</p>  <p>one wolf</p> <p>two _____</p>	<p>Fill in the missing plural noun.</p> <p>The _____ (moose) grazed in the field.</p>
<p>A dentist is a doctor of teeth. What are dentures?</p> <p>False teeth Artificial flowers Fake diamonds</p>	<p>The prefix <i>re-</i> means <i>again</i>, so the word redo means...</p>	<p>Similar means <i>the same</i>. What does dissimilar mean?</p> <p>Not sweet Not that strong Not the same</p>	<p>The prefix <i>re-</i> means <i>again or back/backwards</i>, so the word revisit means...</p>
<p>Write the two words that make the contraction.</p> <p>don't _____</p> <p>I'm _____</p>	<p>Write the contraction.</p> <p>cannot _____</p> <p>we are _____</p>	<p>Write the two words that make the contraction.</p> <p>I've _____</p> <p>isn't _____</p>	<p>Write the contraction.</p> <p>who is _____</p> <p>they will _____</p>