







Name: _____

Color the correct shape.




triangle






heart





square



circle



star



Ms. Kordy



Dear parents,

My class will be identifying geometric shapes (chapter 9) this week. The scholars will identify common object in their environment and describe the geometric shapes such as triangle, square, rectangle, hexagon, pentagon, and circle. The scholars will count the sides of each shape by tracing each side of the shape and then will identify the corners or vertices of each shape.

Scholars should complete 30 minutes of I-Ready for math homework every week.

I-Ready instruction due Sunday night 11-10-19

Homework packet will be due Friday 11-8-19

This week's vocabulary words:

Triangle, square, rectangle, hexagon, pentagon, circle

Please attach a note or email me (merykordy@archimedean.org) if you have any problem with your child's homework.

Homework assignments for this week

MONDAY	Nov 11/4/19	No Homework
TUESDAY	Nov 11/5/19	PAGE 1 and 2
WEDNESDAY	Nov 11/6/19	PAGE 3 and 4
THURSDAY	Nov 11/7/19	PAGE 5 and 6
FRIDAY	Nov 11/8/19	Homework packet due

Parents please initial below each day acknowledging your child has

completed the assigned homework. Also, I would like you to please write the amount of time it took for your child to do the homework.

<u>MONDAY</u>	<u>TUESDAY</u>	<u>WEDNESDAY</u>	<u>THURSDAY</u>	<u>FRIDAY</u>
<u>MINUTES</u>	<u>MINUTES</u>	<u>MINUTES</u>	<u>MINUTES</u>	<u>MINUTES</u>

Thank you

Please write any questions or concerns you may have regarding your child's homework here:


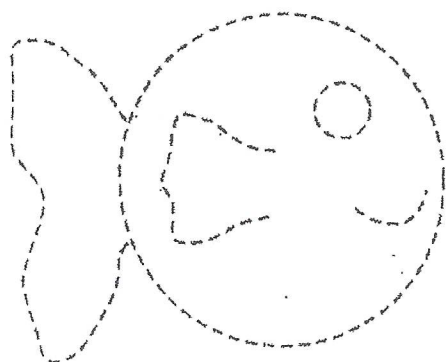
Name _____

Lesson 9.1
Enrich

Draw Sea Circles

COMMON CORE STANDARD MACC.K.G.1.2

Identify and describe shapes (squares, circles, triangles, rectangles, hexagons, cubes, cones, cylinders, and spheres).



DIRECTIONS 1. Trace the fish and draw an underwater world using circles.
Color your circles red. Then color the picture using other colors.

Enrich
© Houghton Mifflin Harcourt Publishing Company

E69

Grade K



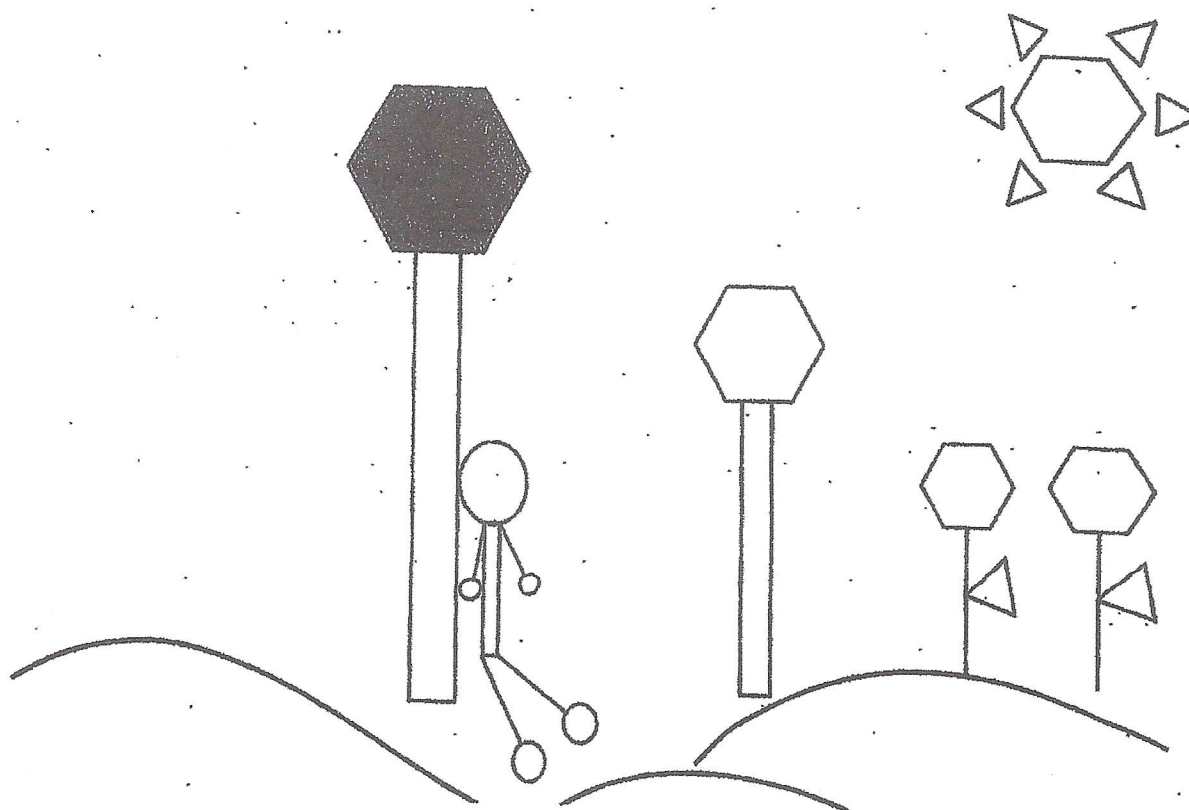
Name _____

Lesson 87

COMMON CORE STANDARD CC.K.G.2

Lesson Objective: Identify and name two-dimensional shapes including hexagons.

Identify and Name Hexagons



DIRECTIONS 1. Place a hexagon on the shaded hexagon. Color the other hexagons in the picture.

Name _____


Lesson 9.3

Enrich

Do You See Squares?

COMMON CORE STANDARD MACC.K.G.1.2

Identify and describe shapes (squares, circles, triangles, rectangles, hexagons, cubes, cones, cylinders, and spheres).



DIRECTIONS 1. Find and color the squares in the picture.

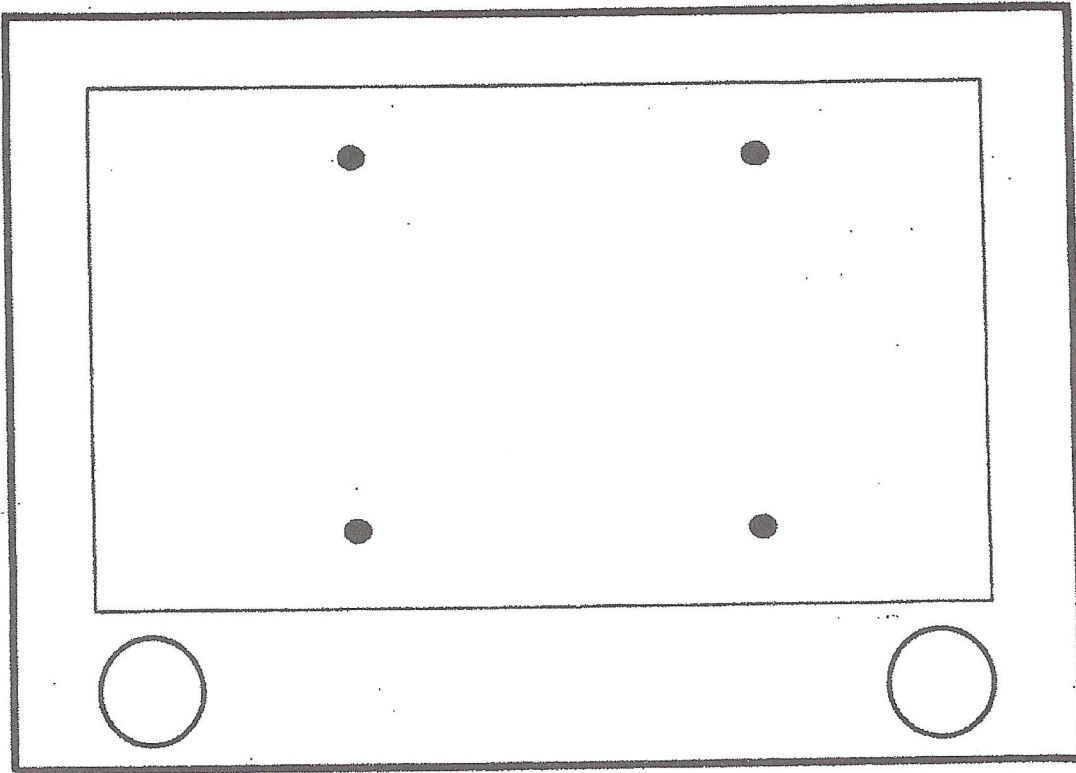
Name _____

Lesson 9.4
Enrich

COMMON CORE STANDARD MACC.K.G.2.4
Analyze, compare, create, and
compose shapes.

Etch a Square

1



square

DIRECTIONS 1. Place your pencil on the dot in the top right corner. Draw a line straight down to the dot in the bottom right corner. Then draw a line across the bottom to the dot in the bottom left corner. Draw a line straight up to the dot in the top left corner. Then draw a line across the top of the page to the dot where you began. Color the shape. 2. Trace the name of the shape you drew.

Tuesday




Name _____

Lesson 9.2
Enrich

Complete the Circle

COMMON CORE STANDARD MACC.K.G.2.4
Analyze, compare, create, and
compose shapes.

1



2



3



DIRECTIONS 1-3. Finish each picture by completing the circle shape.
Color the circle shapes.

Name _____

Practice Test




K.G.B.4

Analyze, compare, create, and compose shapes.

1




2




vertices

3



4 sides



3 sides



6 sides

DIRECTIONS 1. Mark under all of the shapes that have curves.
2. Look at the square. Write the number of corners, or vertices, the square has.
3. Match the shape to the number of sides.

GO ON 

(6)