

Homework

English Language Arts (KA, KB, KC, KD & KE)

WEEK OF: September 23-27

Weekly Reading Concepts:

Sight Words:

go, big, we, orange, little

Vocabulary Words

explore, senses, feast, finished, kneads

Letter of the Week:

Ss

Weekly Story:

Senses at the Seashore

Genre:

Informational Text

Weekly Writing Concepts:

Spelling Words:

am, ham, jam, Pam, Sam, ram, slam, spam, yam, clam

Weekly Grammar Concept:

Nouns (person, place or thing)

Reminders

1. September Reading Logs will be collected on Monday, October 7th.
2. After the homework packets are graded, please take them out of the blue folders.
3. Blue folders should only have the homework packets that have not been graded.
4. Teacher Planning Day-September 30th (No School)

Assessments

- Nouns-Wednesday
- Unit 1-Thursday
- Sight Words-Friday
- Spelling Words-Friday

MONDAY:

1. Read for 30 minutes.
2. Sight Words Sentences page R1

TUESDAY:

3. Read for 30 minutes.
4. Spelling Words (3 times each) page G1

WEDNESDAY:

1. Read for 30 minutes.
2. Nouns Worksheet page G2
3. I Can Read Simple Sentences page C1

THURSDAY:

1. Read for 30 minutes.
2. Practice reading the sight words.
3. Letter Ss Worksheet page R2

FRIDAY:

No Homework

Have a great weekend!!!

go

orange

big

little

we

Monday

Name _____ Date _____

Sight Word Sentences

Neatly write each of your sight words in sentences.
Circle each sight word.

1. _____

2. _____

3. _____

4. _____

5. _____

6. _____

Check your work!

Did you...

- ☐ begin each sentence with a capital letter?
- ☐ leave spaces between your words?
- ☐ end each sentence with punctuation?
- ☐ spell your words correctly?



Tuesday

Name: _____

3X Each

Directions: Write each spelling word 3 times

1. _____	1. _____	1. _____
2. _____	2. _____	2. _____
3. _____	3. _____	3. _____
4. _____	4. _____	4. _____
5. _____	5. _____	5. _____
6. _____	6. _____	6. _____
7. _____	7. _____	7. _____
8. _____	8. _____	8. _____
9. _____	9. _____	9. _____
10. _____	10. _____	10. _____

Wednesday

Noun Sort

Cut and paste the nouns into the correct column

<u>Person or Animal</u>	<u>Place</u>	<u>Thing</u>

mitten	bear	the grandma	forest	snow
hot chocolate	scarf	rabbit	house	squirrel
mouse	the little boy	yarn	kitchen	fox

Name _____

I Can Read Simple Sentences

Directions: Read the words in the Word Bank.

-at
family**Word
Bank**

cat

bat

fat

pat

hat

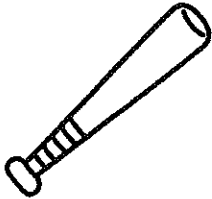
rat


mat


sat

Directions: Read the sentences. Color the circle that matches the picture.


☐ My cat is too fat.

☐ I see a fat rat.

☐ She was a good cat.

☐ He got a new bat.

☐ The hat was big.

☐ The mat was old.

☐ Clean the small mat.

☐ My cat is old.

☐ The rat looked at me.

☐ Can you find my hat?

Alphabet Letter S Recognition

1. Circle the words that begin with the letter S:

house

sea

grass

aunt

sun

strawberry

train

snake

2. Circle the pictures that start with the letter S, then color them:

