


Name: _____ Date: _____

Directions: Color in each leaf using the color code.

- | | | | | |
|-----------|------------|------------|-----------|--------------|
| 1 - Red | 2 - Blue | 3 - Orange | 4 - White | 5 - Brown |
| 6 - Green | 7 - Purple | 8 - Yellow | 9 - Black | 10 - Rainbow |





Dear parents,

My class will be learning and practicing how to count and how to write from numbers 1 to 50 this week. Also, we are practicing missing numbers up to 50 . For an example, what number is between 7 and 9? What number comes before 23? What number comes after 32? I will notify you the date of assessments or quizzes through my homework log. This week's vocabulary words: More , Less , Small ,Big

Scholars must turn in American Math Homework (stapled) in their Green Folder every Friday. Please attach a note or email me (merykordy@archimedean.org) if you have any problem with your child's homework.

Homework assignments for this week

MONDAY	Sep 9/16/19	PAGE 1 and 2
TUESDAY	Sep 9/17/19	PAGE 3 and 4
WEDNESDAY	Sep 9/18/19	PAGE 5 and 6
THURSDAY	Sep 9/19/19	PAGE 7 and 8 Test Day Counting and writing from 1-50
FRIDAY	Sep 9/20/19	HOMEWORK PACKET DUE

Parents please initial below each day acknowledging your child has completed the assigned homework. Also, I would like you to please write the amount of time it took for your child to do the homework.

<u>MONDAY</u>	<u>TUESDAY</u>	<u>WEDNESDAY</u>	<u>THURSDAY</u>	<u>FRIDAY</u>
<u>MINUTES</u>	<u>MINUTES</u>	<u>MINUTES</u>	<u>MINUTES</u>	<u>MINUTES</u>

Thank you


Please write any questions or concerns you may have regarding your child's homework here:

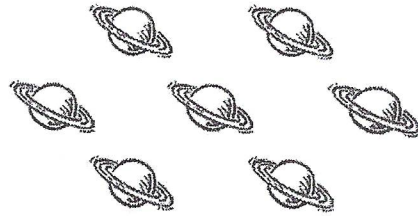
Compare by Counting Sets to 10

COMMON CORE STANDARD MACC.K.CC.3.6


Compare numbers.

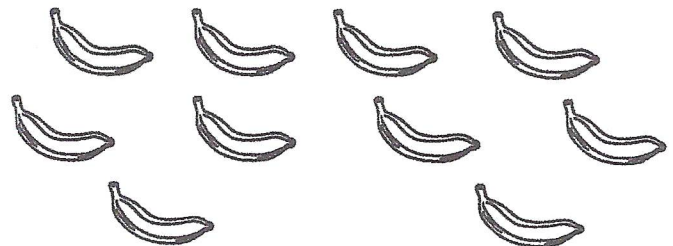
1



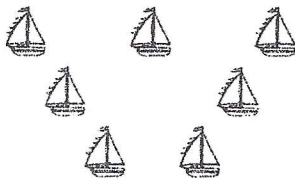


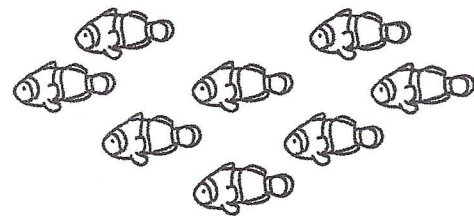
2





3







DIRECTIONS Count how many in each set. Write the number of objects in each set. Compare the numbers. 1-2. Circle the number that is less. 3. Circle the number that is greater.

Name _____


Count and Match




nineteen



twenty



twenty



eighteen


DIRECTIONS Count the insects in each group. Write the number. Draw a line to match the insects to the correct number word.

Name _____

Lesson 6.4
Enrich

Count and Order Marbles

















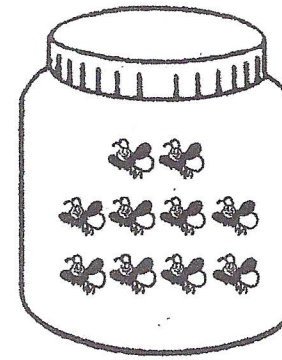
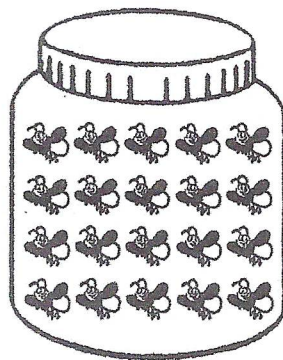
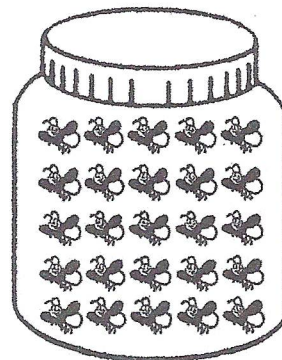
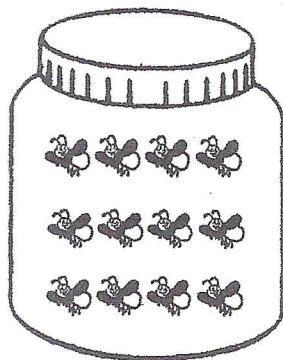
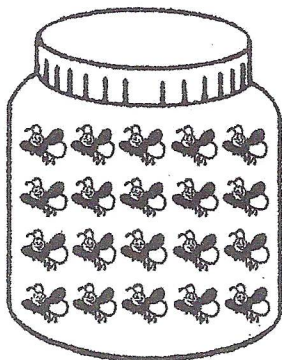
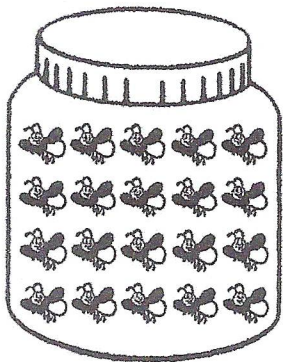


DIRECTIONS 1. Count the marbles. Write the number of marbles in each set.
2. Write the numbers in order.

Name _____

Lesson 6.1
Enrich

Counting 20 Fireflies



DIRECTIONS Count the fireflies in each jar. Circle the jars with 20 fireflies. Draw an X over the jars with less than 20 fireflies. Underline the jars with more than 20 fireflies.

Enrich
© Houghton Mifflin Harcourt Publishing Company

E54

Grade K

4

Name _____


Lesson 7.10
Enrich


COMMON CORE STANDARD MACC.K.CC.1.3

Know number names and the count sequence.


Which One?


1







2





3





DIRECTIONS 1. Kim has 10 stickers and nine stickers. Count the stickers. Write how many. Circle Kim's stickers. 2. Ryan has 10 marbles and nine marbles. Count the marbles. Write how many. Circle Ryan's marbles. 3. Sam draws 10 stars and eight stars. Count the stars. Write how many. Circle Sam's stars.

Name _____

Complete the Chart

1		3	4		6	7		9	10
11	12		14	15	16		18		20
	22	23	24		26		28	29	30
31	32	33		35	36	37		39	
41		43	44	45		47	48		50
51	52	53	54	55	56	57	58	59	60
61	62	63	64	65	66	67	68	69	70
71	72	73	74	75	76	77	78	79	80
81	82	83	84	85	86	87	88	89	90
91	92	93	94	95	96	97	98	99	100

DIRECTIONS Look at this hundred chart. Write the missing numbers.

6

Name: _____ Date: _____

Fill in the missing number.

1			4		6		8		10
	12	13			16		18	19	
21		23		25		27		29	
	32		34		36		38		40
41		43	44			47		49	

Write numbers 1-50 in each box.

Date: _____

If you finish early, go back and double check.

				50
1				