

Name: _____

Week of: September 16 - 20 (Week 5)

First Grade Reading/Language Arts &
Social Studies Home Learning



MONDAY:

Parent Initials: _____

1. Reading Comprehension: pg. 1
2. Spelling: pg. 5

TUESDAY:

Parent Initials: _____

1. Reading Comprehension: pg. 2
2. Grammar: pg. 14

WEDNESDAY:

Parent Initials: _____

1. Reading Comprehension: pg. 3
2. Spelling: pg. 6

THURSDAY:

Parent Initials: _____

1. Reading Comprehension: pg. 4
2. Spelling: pg. 7
3. Study for Spelling and Grammar assessments tomorrow.

FRIDAY:

Parent Initials: _____

Have a great weekend!

REMINDERS:

- ❖ 9/30 - No School
- ❖ iReady testing will be completed in class this week.
- ❖ Home learning will be checked and given credit for completion on a daily basis. Please send in the red folder daily. It is collected on Fridays.

* Keep "Reading Detective Checklist" for future use (last page)

ASSESSMENTS:

- Spelling Test: Friday, 9/20
Grammar Quiz: Friday, 9/20
Vocabulary Quiz: Wednesday, 9/25

Unit 1 Week 3

Story

Flip

Genre

Fantasy

Story

"What Pets Need"

Genre

Nonfiction

Story

A Pig for Cliff

Genre

Fantasy

Essential Question

What makes a pet special?

Comprehension Strategy

visualize

Comprehension Skill

key details

Writing Traits

ideas

Grammar

statements

Structural Analysis

plural nouns

Mechanics

capitalization and punctuation

SPELLING/ PHONICS

L-blends

clip

flip

slip

flag

black

plan

win

sit

be

pull

Oral Vocabulary

care- to give something what it needs to stay healthy and happy

train- teach something to do things

companion- an animal or person that keeps you company

groom- wash and brush

popular- enjoyed by many people

High Frequency Words

be, come, good, pull

On a Plane



Have you ever been on a plane?

You get a ticket that gives you a special place to sit. After you sit down, they give you an emergency plan. Next, the plane takes off. Then they bring you a plate with snacks. You should use your manners and say "please" and "thank you." You can play in your seat until you land. I can't wait to plan my next trip on a plane!



① Have you ever been on a plane?


② What happens after the plane takes off?

③ What can you do in your seat on the plane?

iPad Spelling


Type a word, then write it in the text bubble

use your spelling words



Name _____

The Floor



Have you ever looked on the floor under your bed? I looked at the floor under my bed. It was dark so I got a flashlight. I saw a flag. I saw a flower. I saw flip-flops. I saw a flute. Finally, I saw a fluffy little bird! It flew away fast. You might want to look on the floor under your bed!



① Where is the author looking?

② Describe the bird that was on the floor.

③ What does the author want you to do?

Name _____

A statement is a sentence that tells something.

A statement begins with a capital letter and ends with a period.

**Read each pair of statements.
Circle the statement that is correct.**

1. Nan has a cat.
a cat is here
2. he can see the cat
Tip can run and wag.
3. This pig can sit.
Sam has a pig
4. we can run up and down
I see a cat in a cap.



TUES,

The Clown is in Town!

Claddy the Clown is back in town!
When she gets here, she will visit our
class! We know she is close. There
are so many clues. We can hear her
big clown shoes clicking along. We see her red
clothes! The class starts to clap. "Hooray, Claddy is
here!" We are so glad that Claddy the
Clown is in town!



① What is the clown's name?

② What is one of the clues that Claddy is close?

③ What does the class do at the end?

Name: _____

Homework

Practice writing your spelling words 3 times each.

1.

_____	_____	_____
_____	_____	_____
_____	_____	_____

2.

_____	_____	_____
_____	_____	_____
_____	_____	_____

3.

_____	_____	_____
_____	_____	_____
_____	_____	_____

4.

_____	_____	_____
_____	_____	_____
_____	_____	_____

5.

_____	_____	_____
_____	_____	_____
_____	_____	_____

6.

_____	_____	_____
_____	_____	_____
_____	_____	_____

7.

_____	_____	_____
_____	_____	_____
_____	_____	_____

8.

_____	_____	_____
_____	_____	_____
_____	_____	_____

9.


_____	_____	_____
_____	_____	_____
_____	_____	_____

10.

_____	_____	_____
_____	_____	_____
_____	_____	_____

A Big Slip

I wanted to sled down the slope.
"Go slow!" said mom. Uh oh, I went
too fast and slammed into a tree.



"Ouch!" I said. My sleeve was full of twigs. My
mom took me home. She put my arm in a sling.
Then she gave me a slice of pizza. After, I slept. "I
feel better now!" I said. But I don't want to slide
down the slope anymore!



① What did the author slam into?

② Why did mom put the author's arm in a sling?


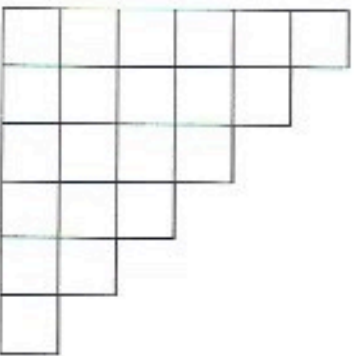
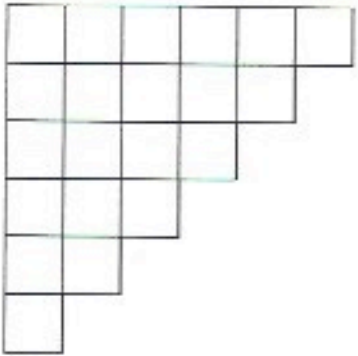
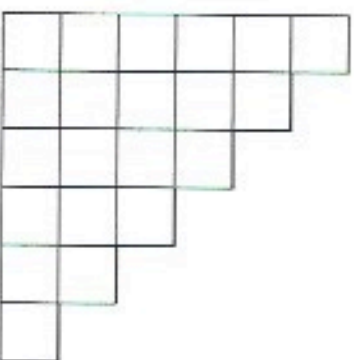
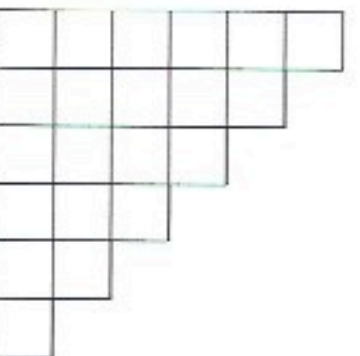
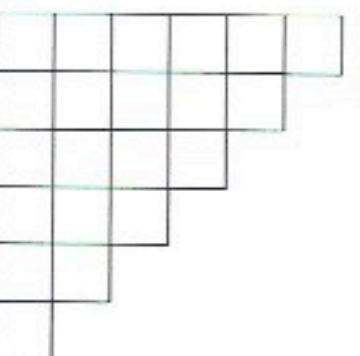

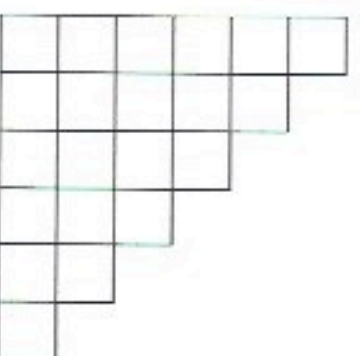

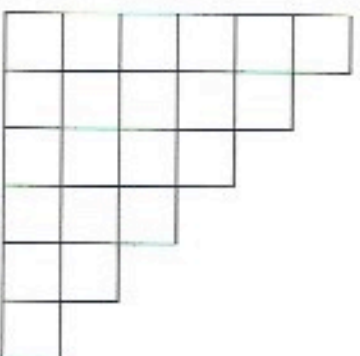
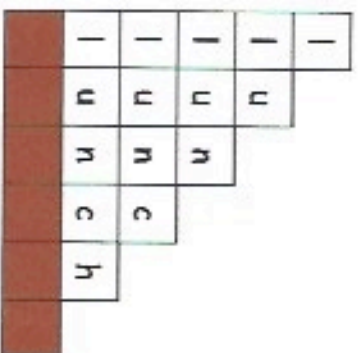
③ What did the author eat?

WORD

BLOCKS

Name: _____

Spell each word
using one letter in
each block. Color in
the blocks you did
not use.





Reading Detective Checklist

1. Underline the title.
2. Circle any illustrations or pictures.
3. Read the passage 3 times.
4. Read the question and all the answer choices.
5. Go back to the passage to find your evidence and underline it.
6. Mark the correct answer *or* write the answer in a complete sentence (steal from the question).
7. Check your work.

