

8-1

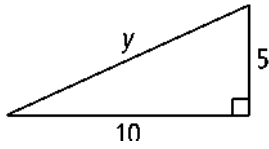
Practice

Form G

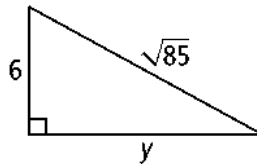
The Pythagorean Theorem and Its Converse

Algebra Find the value of y . Express in simplest radical form.

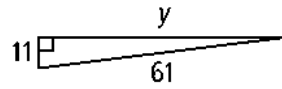
1.



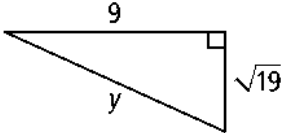
2.



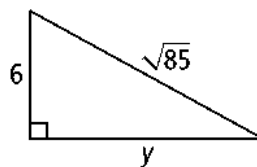
3.



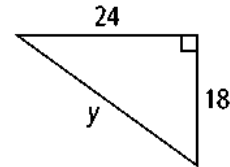
4.



5.



6.



The lengths of the sides of a triangle are given. Classify each triangle as *acute*, *right*, or *obtuse*.

7. 3, 8, 10

9. 12, 15, 19

10. 10, 24, 26

12. 20, 48, 52

13. A square has side length 10 yd. What is the length of a diagonal of the square? Express in simplest radical form.

14. A square has diagonal length 9 m. What is the side length of the square, to the nearest centimeter?

15. A repairman leans the top of an 8-ft ladder against the top of a stone wall. The base of the ladder is 5.5 ft from the wall. About how tall is the wall? Round to the nearest tenth of a foot.

17. A river runs straight through the center of a park. A man stands on one bank of the river, and his daughter stands across the river and 22 ft upstream. The man's son swims from the man to his daughter. If the river is 11 ft wide, how far does the son swim? Round to the nearest foot.

8-1

Practice (continued)

Form G

The Pythagorean Theorem and Its Converse

For each pair of numbers, find a third whole number such that the three numbers form a Pythagorean triple.

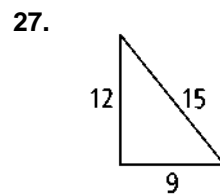
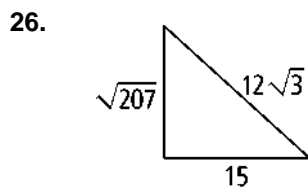
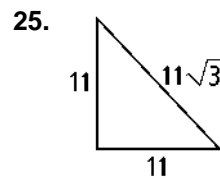
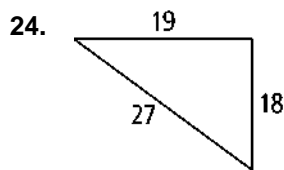
18. 13, 84

20. 32, 60

21. 80, 18

23. 75, 100

Is each triangle a right triangle? Explain.



28. A square is drawn inside a circle so that its vertices touch the circle. If the radius of the circle is 15 cm, what is the perimeter of the square?
29. The playing surface of a football field is 300 ft long and 160 ft wide. If a player runs from one corner of the field to the opposite corner, how many feet does he run?
30. A line of roses forms the diagonal of a rectangular flower garden. The line of roses is 18.4 m long, and one side of the garden is 13 m long. To the nearest tenth of a meter, what is the length of a perpendicular side of the garden?
31. $\triangle ABC$ is an acute triangle. Two of its sides measure 11 cm and 14 cm. What is the range of possible values for its third side?
32. $\triangle EFG$ is an obtuse triangle. Two of its sides measure 13 cm and 7 cm. What is the range of possible values for its third side to the nearest tenth of a centimeter?
33. The International Space Station orbits 350 km above Earth's surface. Earth's radius is about 6370 km. Use the Pythagorean Theorem to find the distance from the space station to Earth's horizon. Round your answer to the nearest 10 kilometers. (Diagram is not to scale.)

