

Homework

English Language Arts (KA, KB, KC, KD & KE)
Week of: January 14-18

Weekly Reading Concepts:

Sight Words:

his, if, get, than, ten, put, saw, soon

Vocabulary Words:

1. raise: When you raise something or someone, you take care of it to make sure it grows.
2. fresh: Food that is fresh has just been grown or made.
3. beneath: If you are beneath something, you are under it.
4. delicious: Something that is delicious tastes very good.
5. special: When something is special, it is different in a good way.

Weekly Story:

An Orange in January

Letter(s) of the Week:

Ff and Rr

Genre:

Informational Text

Weekly Writing Concepts:

Spelling Words:

cop, chop, drop, hop, mop, pop, shop, stop, top

Weekly Grammar Concept:

Pronouns

REMINDERS

1. Read for 30 minutes (on a daily basis).
2. 45 minutes of i-Ready (Reading).
3. Sight Words Assessment on Friday, please practice reading all the sight words that we have learned throughout the year.
4. Spelling Words Assessment on Friday, please practice writing all the weekly Spelling Words.
5. Friday 01/18/19 No School-Teacher Planning Day!
6. Monday 01/21/19 No School-Legal Holiday!

MONDAY:

1. "Trace and Match" Worksheet-page 1
2. "Thing-Pronoun" Worksheet-page 2
3. i-Ready Reading (20 minutes)

TUESDAY:

1. "Alphabet Stories-E" Reading Comprehension Worksheet-pages 3-4
2. "Match Word With Picture" Worksheet-page 5
3. "Pronouns"-page 6
4. i-Ready Reading (10 minutes)

WEDNESDAY:

1. "A Cold Day" Reading Comprehension Worksheet-page 7
2. "Color and Connect" Worksheet-page 8
3. "Person-Pronoun" Worksheet-page 9
4. i-Ready Reading (15 minutes)

THURSDAY:

1. "Penguins" Reading Comprehension Worksheet-page 10
2. Spelling Words 3 times each-page 11
3. Sight Words Sentences-page 12

FRIDAY: No School-Teacher Planning Day!

Have a great weekend!!!

Name: _____


Trace & Match

Trace the word and match each word to a picture.


oop




stop



hop



top



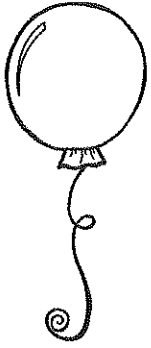
mop



Student Name: _____ Date: _____

Thing → Pronoun

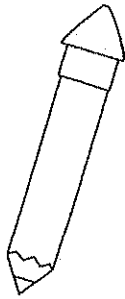
Circle the correct word



We

It


Her



It

His

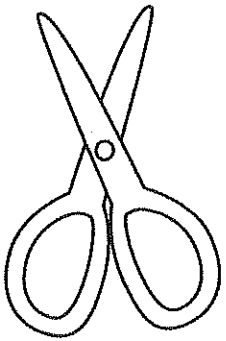
Him



I

We


It



She

It

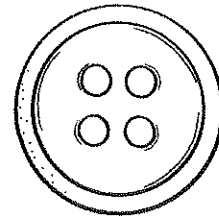
We



You

He

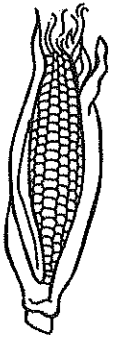
It



We

Him

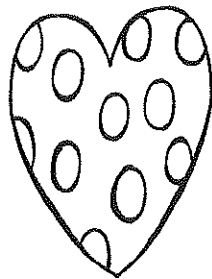
It



His

It

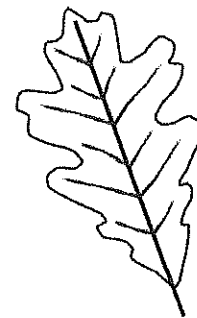
Her



Him

It

You



Me

We


It



It

He

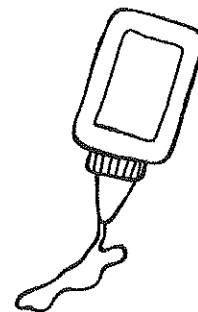
We



Her

He

It



Her

You

It

Eric Eats Eggs

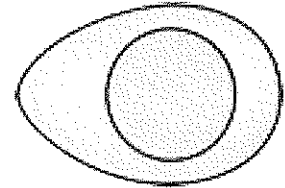
Story by Andrew Frinkle

Eric likes to eat eggs.

Eric eats an egg every day.

Eric does not ever miss a day.

Eric eats eggs each and every day.

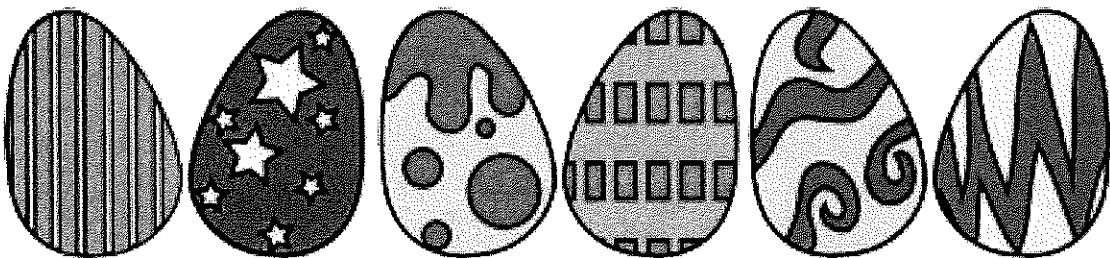
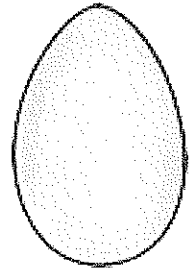


Eric eats his eggs even on holidays.

Eric even eats Easter eggs.

Eric eats extra eggs on Easter.

Eric can not get enough eggs!



Alphabet Stories

E

NAME: _____

Eric Eats Eggs

1. Eric likes to eat _____ .

- ☐ (A) eggs ☐ (B) dirt ☐ (C) nothing ☐ (D) ice

2. What Holiday does Eric eat extra eggs?

- ☐ (A) Christmas ☐ (B) Valentine's ☐ (C) Halloween ☐ (D) Easter

3. Eric even eats _____ eggs.

- ☐ (A) ugly ☐ (B) silly ☐ (C) Easter ☐ (D) broken

4. Does Eric eat extra eggs on Christmas?

- ☐ (A) Yes ☐ (B) No


5. Does Eric eat extra eggs on Easter?

- ☐ (A) Yes ☐ (B) No


Name: _____

Match Word With Picture

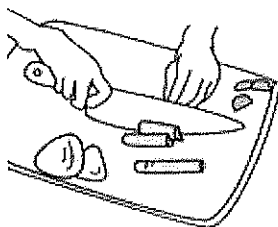
Circle the correct word that matches the picture.




mop map mat



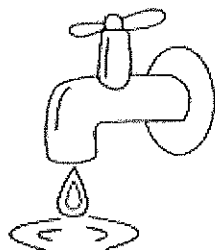
tap top tag



chat cot chop



pot par pop




drag drop dot




hat hop hog


Look at the picture and tick the correct answer.




..... She / He has some books.



..... He / She has a flower.



..... He / She likes candy.



..... He / She has a red car.

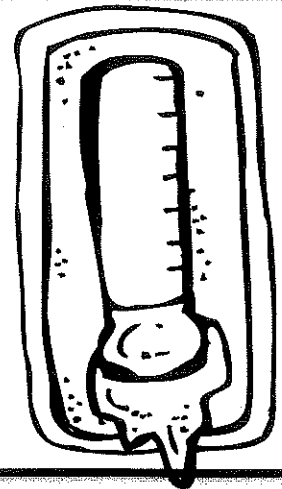
Name _____

Reading Comprehension

Read the short passage and answer the questions.

A Cold Day

It is very cold outside today. I will need to dress warm. I will wear my coat, gloves and scarf. I will even wear my winter boots to grandma's house.





- | | |
|---------------------------------|---|
| 1. Why do I need to dress warm? | <input type="radio"/> it is cold outside
<input type="radio"/> it is snowing
<input type="radio"/> it is summer |
| 2. What will I wear on my feet? | <input type="radio"/> tennis shoes
<input type="radio"/> nothing
<input type="radio"/> winter boots |
| 3. Where will I wear my boots? | <input type="radio"/> school
<input type="radio"/> grandma's house
<input type="radio"/> to the park |

Name: _____

Color and Connect

Color each word then pronounce it out loud and connect with the matching picture.



hop

top

mop

pop

cop

Student Name: _____

Date: _____

PERSON → PRONOUN

Circle the correct word

#1



He

She

#2



He

She

#3



He

She

#4



He

She

#5



He

She


#6



He

She


#7



He

She

#8



He

She

#9



He

She

#10



He

She

#11



He

She

#12



He

She


Name _____

Reading Comprehension

Read the short passage and answer the questions.

Penguins

I see the penguin. The penguin is black and white. I will take a picture of the penguin. Do you see the penguin?



1. What do I see?

- ☐ a bear
- ☐ a boy
- ☐ a penguin

2. What color is it?

- ☐ red and white
- ☐ black and white
- ☐ white

3. What will I do?

- ☐ run away
- ☐ take a picture
- ☐ sing

Name: _____

3X Each

Directions: Write each spelling word 3 times

1. _____	1. _____	1. _____
2. _____	2. _____	2. _____
3. _____	3. _____	3. _____
4. _____	4. _____	4. _____
5. _____	5. _____	5. _____
6. _____	6. _____	6. _____
7. _____	7. _____	7. _____
8. _____	8. _____	8. _____
9. _____	9. _____	9. _____
10. _____	10. _____	10. _____

Name _____ Date _____

Sight Word Sentences

Neatly write each of your sight words in sentences.

Circle each sight word.

1. _____

2. _____

3. _____

4. _____

5. _____

6. _____

Check your work!

Did you...

☐ begin each sentence with a capital letter?

☐ leave spaces between your words?

☐ end each sentence with punctuation?

☐ spell your words correctly?

