

Name: _____		Section: _____	Date: October 8-12
Monday Parent Initials: _____	Reading: page 1 Language Arts: Pick 1 activity from the Speller's Choice Menu and do your assignment on page 2	Reminders: <ul style="list-style-type: none"> • Students need to bring a book from home everyday for D.E.A.R Time (Drop everything and read) • Homework is collected every Monday Students need to complete 45 minutes of i-ready a week <i>* 2nd Grade T-shirt Order form attached</i>	
Tuesday Parent Initials: _____	Reading: page 3 Language Arts: page 4		
Wednesday Parent Initials: _____	Complete 20 minutes of i-ready. Due Sunday Night.		
Thursday Parent Initials: _____	Reading: page 5 Language Arts: Page 6	Do your best ☺ Neat handwriting is a MUST! – Messy homework WILL NOT be accepted. Always use text evidence- Underline and number where you found the answer in the story.	
Friday Parent Initials: _____	Complete 25 minutes of i-ready. Due Sunday night Have a Great Weekend ☺		

Unit 2 Week 2

Story

The Boy Who
Cried Wolf

Genre

Fable

Story

Wolf! Wolf!

Genre

Fable

Comprehension Strategy

make predictions

Comprehension Skill

plot: problem and solutions

Vocabulary Strategy

suffixes - ly, ful

Writing Traits

ideas

Grammar

common/ proper noun

Structural Analysis

CVCe syllables

Mechanics

commas in a series

SPELLING/ PHONICS

soft c

soft g

place
barge
trace
ice
bulge
badge
space
range
mice
cage

Vocabulary

believe- to think something is true

delicious- good to taste

feast- to eat very well

fond- enjoying a great deal

lessons- things to be taught or learned

remarkable- not ordinary; wonderful

snatch- to grab quickly

stories- tales of things that have happened

Quiz on
Thursday,
10-11-18

High Frequency Words

change, cheer, fall, five, look, open, should, their, won,
yes

Oral Vocabulary Words

affection, crave, frustrated, nourishment, seek

October Spelling Menu



Please choose a different activity for each night.

Disappearing Words:

Write each word, then write it again but leave one letter out. Then write it again and leave TWO letters out. Then three..until your word has disappeared!

Example:

cobweb __obweb __bweb
__web ____eb ____b

Spooky Words:

Write your words in

spooky

looking letters.

Scary Story:

Write a scary story using your spelling words.



use at least 5 words

Computer Fun

Use your computer to type your words. Use different fonts and make it look really fun! Be sure you print it out and bring it in your folder!

Or you can type your words in an email and email it to me.

Pumpkin Picture

Draw a pumpkin and then write your spelling words on the perimeter of the pumpkin.

3 X Each

Write each of your words 3 times each



ABC Order

Write your words in ABC order.



Practice Test:

Have an adult quiz you on your spelling words.

A*

Fall Colors

Write your spelling Words using a pattern of fall colors

Name: _____

Directions: Read the story, then answer the questions below.

ALL ABOUT APPLES

What's red, crunchy, and tastes good in pies?


If you guessed an apple, you're right! Apples are a popular fruit all over the world. Let's learn some more about this favorite fruit.

Many apples are red, but did you know they also come in many other colors? Apples can be yellow or green too. Sometimes the skin of an apple is actually a mix of two or more colors.

Apples have many parts. There is the skin of the apple, which gives it its color. The skin of the apple is on the outside. You can also see the stem and leaves on the outside of the apple too. To see the other parts of an apple you need to cut it open or take a bite or two! The part of the apple you eat is called the flesh. The middle of the apple is the core. It is much harder than the flesh and it contains seeds. Those seeds can help new apple trees to grow if they are planted.

Apples can have many different tastes. Fuji and Golden Delicious apples are sweeter. Granny Smith and Pink Lady apples are more tart and sour. What kind of apples do you like best?

What new facts did you learn about apples?




1. Lots of apples are red. What other colors can they be?

2. What parts of the apple can you see without cutting it apart?

3. What might happen if you plant some apple seeds?

4. If I like tart apples, what would be a good apple for me to buy?



Label the parts of the apple.

Spelling
Pick 1 activity from the
Spelling Menu

2

Name: _____

Directions: Read the story, then answer the questions below.

AUNT IDA'S APPLE CAKE

Mackenzie loved going to her Aunt Ida's house after school on Fridays. As soon as she got home from school she would jump in her mom's station wagon and they would head to her Aunt Ida's house. Mackenzie's mom would always stay for tea, but then she would leave so Mackenzie and Aunt Ida could have "Ida Time" as Mackenzie called it.

"What are we going to do today Aunt Ida?" Mackenzie asked as soon as her mom's car pulled out of the driveway.

"Well I figured since you and your mom picked up some apples at Fenway Farms that we could make my famous apple cake," Aunt Ida replied.

Mackenzie's eyes lit up. Her Aunt Ida's apple cake was indeed famous. It had won the top prize at the baking contest year after year. Everyone always wanted Ida's recipe but she always said it was top secret.

"You're really going to let me in on your top secret recipe?" Mackenzie asked.

"Of course, my dear. I have to pass it on to someone and we both know your mom isn't exactly the best cook," Aunt Ida said as she winked at Mackenzie.

The pair got straight to work. Aunt Ida would tell Mackenzie what ingredient she needed and Mackenzie would reach up into the pantry and hand it to her. Aunt Ida let Mackenzie measure out the flour and sugar and let her stir while she cut up the apples. Soon after they added what Aunt Ida called the magical ingredients, they slipped the pan into the oven.

"Now what?" asked Mackenzie.

"Now we wait," answered Aunt Ida. "Patience is one of the secret ingredients ya know."

Aunt Ida grabbed a deck of cards and they played War while the apple cake baked. Soon the smell of the cake filled the air. Aunt Ida announced it was time and got up to get the cake from the oven. As soon as it was cool enough she cut two slices and put them on plates with vanilla ice cream.

"Wow Aunt Ida," Mackenzie said between bites, "this sure is the best apple cake in town."

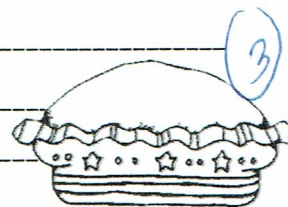
Aunt Ida pointed to all of her blue ribbons hanging by the window. "Don't I know it," she said.

1. Why does Aunt Ida decide to make apple cake? _____

2. How do you know Aunt Ida's famous apple cake really is famous? _____

3. How does Mackenzie help Aunt Ida with the cake? _____

4. Why do you think Aunt Ida says patience is a magical ingredient? _____



Name _____

- A **common noun** names any person, place, or thing.
- A **proper noun** names a special person, place, or thing.
- A proper noun begins with a capital letter.

Polar bears live near the Arctic Circle.

Bats sleep in caves all over the United States.

A. Circle the proper nouns.

1. Many frogs live on the banks of the Mississippi River.
2. Beavers can be found in wetlands across North America.
3. Prairie dogs live in the grasslands of Montana.
4. Many different fish swim in the Atlantic Ocean.
5. Some alligators live in the Florida Everglades.

B. Underline the common nouns in the sentences above. List them on the lines below.

_____	_____
_____	_____
_____	_____
_____	_____

Name: _____

Directions: Read the story, then answer the questions below.

THE PERFECT COSTUME

"How about a butterfly? A butterfly is a lot like a ladybug," Mrs. Dalton said to her daughter, Ruby.

"Ruby shook her head no, just like she had to her mother's suggestions of a bird, a fairy, and a bee.

"I want to be a ladybug," Ruby said. "I've been wanting to be a ladybug since last Halloween!"

"I know sweetie-pie, but I just don't see any ladybug costumes. We've been to five stores and they're all sold out.

Ruby frowned. Her mother was right. They had been looking all week for a ladybug costume. Maybe being a bee would be an okay compromise. Just then a sweet old lady peeked around the rack of costumes.

"Excuse me, but I couldn't help but overhear," she said. "It happens that I sew costumes and I just picked up the most darling fabric that would be perfect for a ladybug costume."

Ruby couldn't believe her luck! She looked at her mom and her mom nodded. The sweet old lady and Ruby's mom exchanged numbers and made a date for Ruby to get measured.

Exactly one week later Ruby was trick-or-treating in the cutest ladybug costume anyone had ever seen!



1. What is the problem in the story?

2. How long has Ruby wanted to be a ladybug?

3. What other costumes does Mrs. Dalton try to get Ruby to try?

4. Why do you think Mrs. Dalton thinks of those choices?

5. What is the solution to Ruby's problem in the story?

Ruby's mom tried to get her to pick a different costume. Draw and color one of the costumes Ruby's mom tried to get her to pick.

Name _____

- Some proper nouns name days of the week, months, and holidays.
- The name of each day, month, or holiday begins with a capital letter.

SundayJuneFather's Day

- Abbreviations for the days of the week or the months of the year begin with a capital letter and end with a period.

Monday → Mon.

December → Dec.

A. Choose the proper noun that names a day, month, or holiday. Write it correctly on the line below.

1. september
fall
school

2. vote
flag
president's day

3. afternoon
night
thursday

4. summer
labor day
fun

B. Write the correct abbreviation for each proper noun.

5. February _____

6. Tuesday _____

7. Saturday _____

8. April _____

2nd Grade will be ordering class t-shirts for this school year. The cost of each shirt will be \$8.00 **cash only**. Second grade students will be allowed to wear this t-shirt for the upcoming field trips, field day, Fridays, and a few other end-of-the-year activities.

If you would like to order a second grade t-shirt for you or your child, please fill out the information below and return with \$8 **cash** (per shirt) to your child's homeroom teacher by October 19th.

-Yes – Please order a shirt for my CHILD.

(Select one size below)

- ☐ Youth- Small
- ☐ Youth – Medium
- ☐ Youth – Large
- ☐ Adult – Small

Scholar's Name: _____

Class section: _____

-Yes – Please order a shirt for the PARENT.

(Select one size below)

- ☐ Adult- Small
- ☐ Adult – Medium
- ☐ Adult – Large
- ☐ Adult – Extra Large

Scholar's Name: _____

Class section: _____